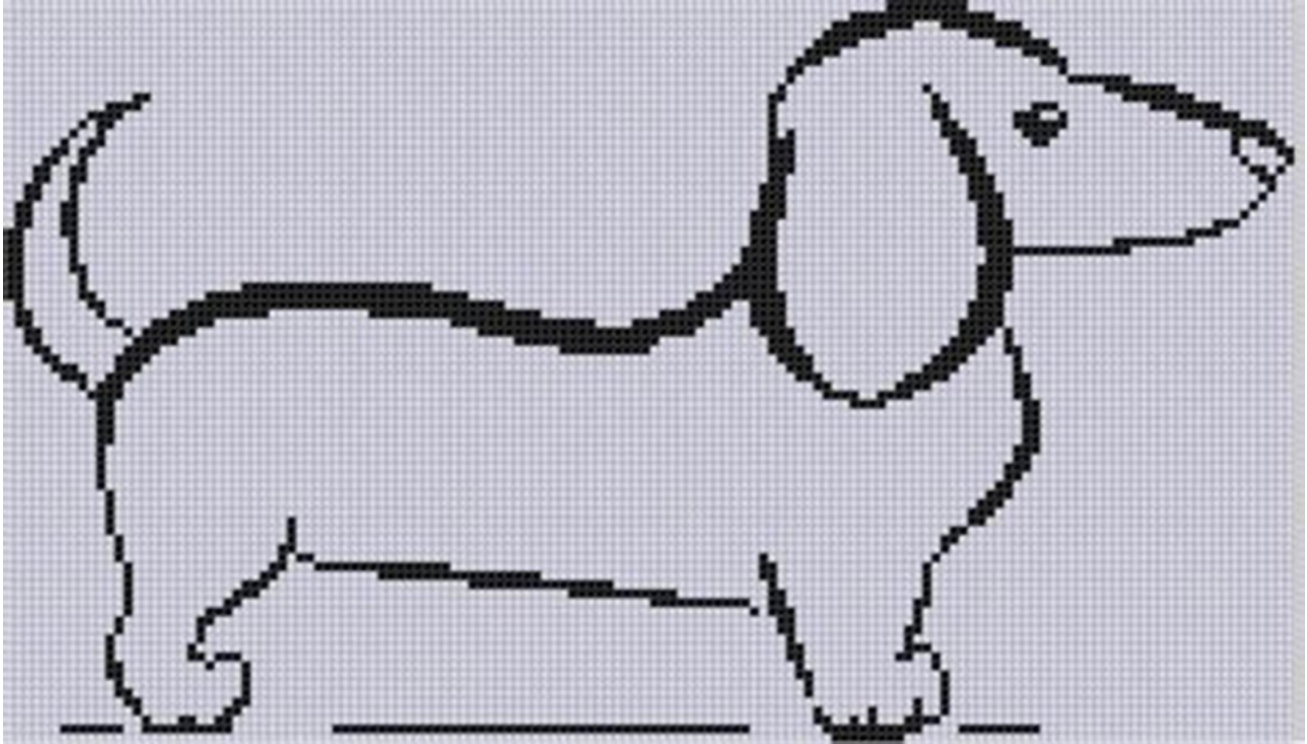


Weiner Dog Cross Stitch Pattern - The Perfect Project for Dog Lovers



Are you a dog lover who enjoys crafting? If so, we have the perfect project for you! Introducing the adorable weiner dog cross stitch pattern - a creative and fun way to express your love for dogs while indulging in a relaxing and rewarding hobby.

Why Choose a Weiner Dog Cross Stitch Pattern?

Cross stitch is a popular form of embroidery that involves stitching X-shaped stitches onto fabric to create beautiful designs. It is a versatile craft that can be enjoyed by people of all ages and skill levels. With a weiner dog cross stitch pattern, you can combine your passion for dogs with the creativity of cross stitching, resulting in a unique and personalized piece of art.



Weiner Dog 4 Cross Stitch Pattern

by Mother Bee Designs (Kindle Edition)

★★★★★ 5 out of 5

Language	: English
File size	: 2671 KB
Text-to-Speech	: Enabled
Screen Reader	: Supported
Enhanced typesetting	: Enabled
Print length	: 9 pages
Lending	: Enabled
Hardcover	: 440 pages
Item Weight	: 1.68 pounds
Dimensions	: 6.25 x 9.25 inches



The weiner dog, also known as a dachshund, is a beloved breed known for its long body, short legs, and friendly personality. They are incredibly popular pets, and their quirky appearance makes them a favorite subject for many cross stitch enthusiasts.

Free Cross Stitch Patterns Online

If you're new to cross stitching or simply looking to expand your collection of patterns, you'll be pleased to know that there are numerous websites and online communities that offer free weiner dog cross stitch patterns. These patterns come in various sizes and styles, allowing you to choose the one that suits your preferences.

While the patterns are free, it's essential to respect the copyright of the designers and only use them for your personal, non-commercial projects. Many websites also provide tutorials and helpful tips to assist you in creating your masterpiece.

Choosing the Right Supplies

To get started on your weiner dog cross stitch project, you'll need a few essential supplies:

- Cross stitch fabric: Choose a fabric that suits your preference and the size of the pattern you've selected. Common choices include Aida and evenweave.
- Embroidery floss: Select the colors that match your desired design, keeping in mind that weiner dogs are often depicted with shades of brown, black, and white.
- Embroidery hoop: This will help keep the fabric taut while you stitch.
- Needles: Use cross stitch needles with a blunt tip and large eye to accommodate the thickness of the embroidery floss.
- Scissors: Sharp embroidery scissors for cutting floss and trimming threads.

Getting Started with Weiner Dog Cross Stitch

Now that you have your supplies ready, it's time to start stitching!

1. Prepare your fabric by cutting it to the desired size and securing it in the embroidery hoop.
2. Thread your needle with the chosen floss color and begin stitching according to the pattern instructions. You'll typically start from the center of the design and work your way outwards.
3. Follow the pattern's symbols and colors to create each stitch. You can cross-stitch one color at a time or tackle each area at once, depending on your preference.

4. Take breaks as needed to rest your eyes and prevent strain. Cross stitching should be a relaxing and enjoyable activity.
5. Continue stitching until the entire design is complete.

Frame and Display Your Finished Piece

Once you've finished stitching your weiner dog cross stitch, it's time to show off your creation! Consider framing the piece and hanging it on a wall or giving it as a thoughtful gift to fellow dog lovers.



Remember to sign and date your work, adding a personal touch to your masterpiece. Be proud of what you've accomplished and celebrate your creativity and dedication to both dogs and cross stitch.

Weiner dog cross stitch patterns provide a fantastic opportunity to combine your love for dogs with the therapeutic and creative benefits of cross stitching. With countless free patterns available online, you can create an adorable weiner dog masterpiece that showcases your stitching skills while expressing your passion for dogs.

So, what are you waiting for? Grab your supplies, choose a pattern, and embark on this exciting cross stitch journey. Get ready to witness the joy of seeing a weiner dog come to life stitch by stitch!



Weiner Dog 4 Cross Stitch Pattern

by Mother Bee Designs (Kindle Edition)

★★★★★ 5 out of 5

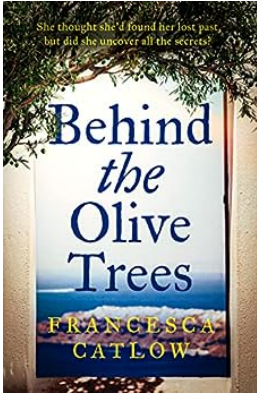
Language : English
File size : 2671 KB
Text-to-Speech : Enabled
Screen Reader : Supported
Enhanced typesetting : Enabled
Print length : 9 pages
Lending : Enabled
Hardcover : 440 pages
Item Weight : 1.68 pounds
Dimensions : 6.25 x 9.25 inches



Weiner Dog 4 Cross Stitch Pattern


Size on 14 count roughly 8" X 7"

Includes Cross Stitch Tips



Behind The Olive Trees Little Blue Door: Exploring Its Enigmatic Charm

Have you ever wondered what lies behind a little blue door? Behind The Olive Trees, a hidden gem tucked away in a picturesque corner of town, welcomes you into a world of...



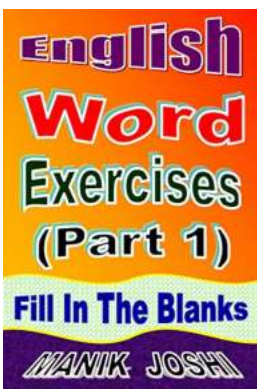
Unlocking Value: The Power of Synergizing Value Engineering with Lean Six Sigma

Value engineering and Lean Six Sigma are powerful methodologies that have revolutionized the way businesses operate. Individually, they offer immense benefits...



Weiner Dog Cross Stitch Pattern - The Perfect Project for Dog Lovers

Are you a dog lover who enjoys crafting? If so, we have the perfect project for you! Introducing the adorable weiner dog cross stitch pattern - a...



Revolutionize Your English Learning with Fill In The Blanks English Worksheets

Learning English can be a daunting task, especially for non-native speakers. With its complex grammar rules, extensive vocabulary, and ever-changing idiomatic expressions,...




The Tables Turned - An Intriguing Journey by Victoria Hinshaw

In partnership with The Literary Times Imagine a world where conventional norms and expectations are turned upside down, where the powerless become...




Mohinder War Flashbacks Bali Rai - Understanding the Unforgettable Trails of a Hero

War has always been an echoing wound in the collective memory of humanity. Its harshest realities shape and transform individuals, leaving profound scars that...



The Fascinating Patterns On The Farm You Need to Know - 21st Century Basic Skills Library

Have you ever wondered about the intricate patterns that exist on farms? Farms are not only places where crops are grown and animals are reared but also where...



Ducker Disdain University Of Toe Snapping

The Enigmatic Ducker Disdain University Of Toe Snapping Embarking on a journey of higher education is an adventure in itself, but nothing quite compares...

dachshund dog for crossing in sri lanka

dachshund dog for cross

sausage dog cross for sale