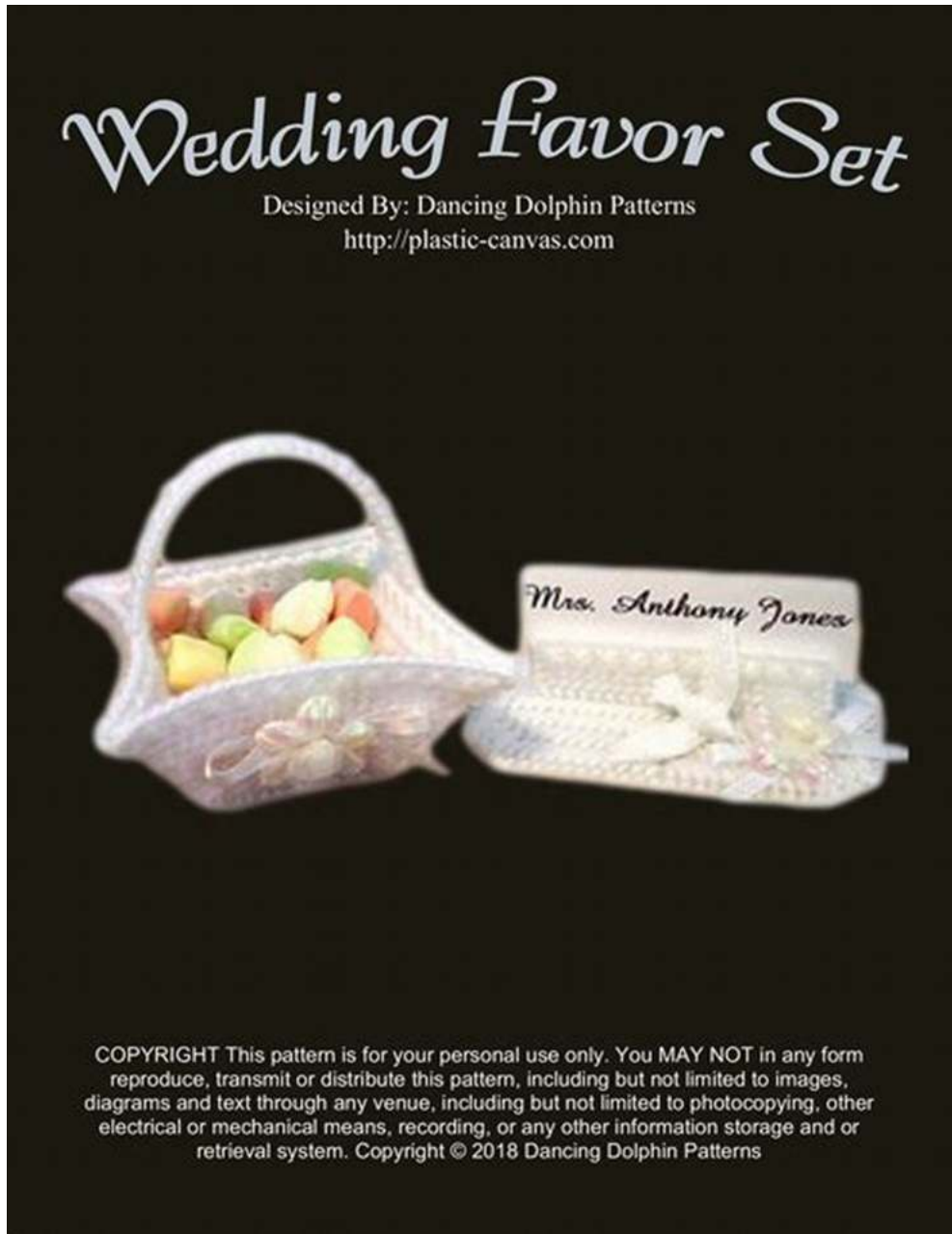


Wedding Favor Set Plastic Canvas Pattern - The Ultimate DIY Guide



Tying the knot is undoubtedly a joyous occasion, filled with love, happiness, and beautiful memories. As a couple prepares for their big day, they often seek unique and personalized ways to enhance their guests' experience. One popular choice is the inclusion of wedding favors – small, thoughtful gifts that serve as tokens of

appreciation. And if you're a craft enthusiast looking to add a personal touch to your wedding, then a Wedding Favor Set Plastic Canvas Pattern is an ideal choice.

The Art of Plastic Canvas

Plastic canvas, also known as "needlepoint canvas," is a versatile material widely used in different crafting projects. It is made of plastic grids, similar to a cross-stitch canvas, but with larger holes, making it easier to work with.



Wedding Favor Set: Plastic Canvas Pattern

by Dancing Dolphin Patterns (Kindle Edition)

★★★★☆ 4.8 out of 5

Language : English

File size : 3092 KB

Print length : 6 pages

Screen Reader : Supported



Creating wedding favors with plastic canvas enables you to showcase your creativity and add a unique touch to your special day. The patterns available range from simple to intricate, allowing you to choose designs that align with your wedding theme, color scheme, and personal preferences.

Unlocking Your Creativity

Designing and crafting your wedding favor set using plastic canvas patterns offers endless possibilities. You can experiment with various shapes, colors, and patterns to create something truly unique. From simple coasters and keychains to

mini baskets and personalized bookmarks, you have complete control over the final product.

The best part is that you can customize each favor according to your guests' tastes and preferences. Whether it's a monogrammed initial, a favorite quote, or a symbol that holds special meaning, you can bring these elements to life with plastic canvas.

Benefits of a Plastic Canvas Wedding Favor Set

Opting for a wedding favor set made with plastic canvas brings a multitude of benefits:

1. **Affordability:** Plastic canvas is an affordable material, allowing you to create beautiful favors without breaking the bank.
2. **Flexibility:** The plastic canvas can be cut into any shape or size, offering versatility in your design options.
3. **Durability:** Plastic canvas favors are more resilient than their paper or fabric counterparts, ensuring they last for years to come, reminding your guests of your special day.
4. **Uniqueness:** By crafting your wedding favors, you can ensure they remain one-of-a-kind, leaving a lasting impression on your guests.
5. **Sentimental Value:** Personalized plastic canvas favors hold sentimental value and can become cherished keepsakes for your loved ones.

The DIY Guide: Creating Your Wedding Favor Set

Now that you're ready to embark on your plastic canvas wedding favor project, follow these step-by-step instructions to bring your vision to life:

1. **Gather Materials:** Start by collecting all the necessary supplies, including plastic canvas sheets, embroidery floss, needle, scissors, and any additional embellishments.
2. **Choose a Pattern:** Browse through a variety of plastic canvas wedding favor patterns online or visit your local craft store to find the perfect design. Opt for patterns that align with your wedding theme and suit your skill level.
3. **Prepare the Canvas:** Cut the plastic canvas sheets into the desired shape and size, making sure to consider the dimensions of your selected pattern.
4. **Embroidery Time:** Follow the pattern instructions to stitch the design onto the canvas using colorful embroidery floss. Take your time and pay attention to detail to ensure a polished final product.
5. **Add Personal Touches:** Incorporate personalized elements such as initials, wedding dates, or meaningful symbols to make each favor truly special. Consider adding small trinkets or charms that represent your love story.
6. **Assemble and Decorate:** Once you've completed all the necessary stitching, assemble the plastic canvas pieces to create the desired favor shape. Add decorative touches by attaching ribbons, buttons, or beads.
7. **Final Touches:** Before distributing the favors, inspect each one carefully to make sure there are no loose threads or imperfections. Trim any excess threads and package them in cute favor bags or boxes.

Crafting your own wedding favor set using plastic canvas patterns adds a unique and personal touch to your special day. It allows you to unleash your creativity, showcase your skills, and create lasting memories. Your guests will appreciate the thought and effort put into making something truly special for them.

So, don't hesitate to incorporate a Wedding Favor Set Plastic Canvas Pattern into your wedding preparations. Dive into the world of plastic canvas crafting and give your guests a gift they will cherish forever.

Remember, the possibilities are endless, and the results are bound to make your wedding day even more unforgettable!



Wedding Favor Set: Plastic Canvas Pattern

by Dancing Dolphin Patterns (Kindle Edition)

★★★★☆ 4.8 out of 5

Language : English

File size : 3092 KB

Print length : 6 pages

Screen Reader : Supported



Wedding Favor Set: Plastic Canvas Pattern

This elegant set which includes wedding or party favor basket and place card holder would be lovely handmade gifts for the tables at your wedding reception, shower, or other special event. Stitch them using your wedding colors, or event colors if you prefer. Baskets are suitable size for small treats or candy, they measure approx. 3.5" wide on each side x 1.75" high on each side x 1.5" on each side for the basket base these measurements do not include the handle length.

Add To Cart Now

Plastic canvas is a variation of needlepoint and other canvas work crafts, such as embroidery. Because plastic canvas mesh is rigid, it is perfect for creating 3-

dimensional objects such as tissue box covers, small jewelry and trinket boxes, handbags, magnets, dolls, vases, napkin holders, wind chimes and many other types of both decorative and useful items. Plastic canvas comes in different colors and with various size holes for different thicknesses of yarn. As with any textile canvas, the hole size is called count. For example, 10-count plastic canvas mesh has 10 holes per linear inch. The most common sizes are 5, 7, 10, and 14 count. It is sold most often in sheets; pre-cut shapes are available in circles, triangles and novelty shapes such as butterflies, hearts, and stars.

Features:

- Full Color Chart/Graph
- Color Key
- Step by Step Instructions
- Original and Unique Pattern Design

Product Description:

- Use 7 Count Plastic Canvas Mesh
- Stitch with Medium or Worsted Weight Yarn
- Easy and Fun Needlepoint Craft
- Great for All Ages

We have lots of great craft and needlepoint patterns, crafting journals, template books and notebooks so be sure to check out our other listings by clicking on the

"Dancing Dolphin Patterns" link just below the title of this plastic canvas pattern.

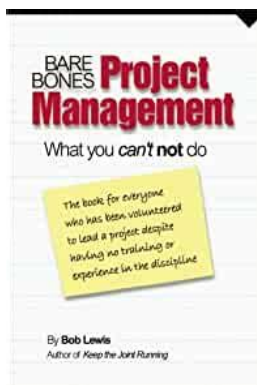
Ideas On How To Use This Pattern:

- Wedding Favors
- Wedding Gifts
- Baby Shower Favors
- Birthday Party Favors
- Table Setting Place Card Holders




Hush Little Trucker Kim Norman: A Tale of Courage and Resilience

Once upon a time, in a small yet bustling town called Jeffersonville, lived a remarkable trucker named Kim Norman. She was known to be as fearless as an eagle soaring...



The Ultimate Guide to Bare Bones Project Management - Increase Efficiency and Success

In today's fast-paced business world, project management plays a crucial role in ensuring the successful completion of complex tasks and projects....




Tracing Roots: An Intimate Journey Through Generations

Have you ever wondered about the stories and experiences of your ancestors? The lives they lived, the challenges they faced, and the triumphs they celebrated? Family...




Seahorses As Pets: Seahorse Care, Health, Tank, Feeding, and Costs

Are you considering adding seahorses to your aquarium? Seahorses are fascinating creatures that captivate our imagination with their unique appearance and behavior. In this...



Tony New Suit: The Mixed Story of the Old and New Popular Fairy Tales

Fairy tales have always captured our imaginations and provided a whimsical escape into a world of magic and wonder. These enchanting stories have been passed down...



The New Rules For Marketing To Generation: Empowering Brands in the Digital Era

In an era dominated by digital media and technology, marketing strategies have undergone a significant transformation. With the rise of Generation Z, born between 1997 and...



Sydney Travel Guide - Unanchor Your Weekend with a Snapshot of Sydney

Are you looking for a perfect weekend getaway? Look no further than Sydney, Australia's vibrant and cosmopolitan city that offers a plethora of...



Pattaya Perpetuates Jd Tanner - Exploring its Enchanting Beauty

When it comes to breathtaking destinations in Thailand, Pattaya perpetuates its allure with its scenic landscapes, vibrant culture, and an array of...