


Use Amigurumi Technique To Make Lovely Wool Pets

Amigurumi, a popular Japanese crochet technique, has taken the crafting world by storm. This unique and charming style allows you to create adorable stuffed animals, dolls, and toys using a crochet hook and soft yarn. With its origins rooted in Japan, amigurumi combines the art of crochet with the cuteness of small, stuffed toys.

Creating your own amigurumi pets can be a fun and rewarding experience. Not only do you get to indulge in the creative process, but you also end up with a cuddly, handmade toy that you can keep for yourself or gift to loved ones.

Getting Started with Amigurumi

If you're new to amigurumi, fear not! The technique may seem complex at first, but with a little practice and patience, you'll be creating your own woolly wonders in no time. Here are the basic steps to get you started:



Animal Crochet Guides: Use Amigurumi Technique to Make Lovely Wool Pets

by Davies Cheruiyot (Kindle Edition)

★★★★☆ 4.4 out of 5

Language : English

File size : 48334 KB

Text-to-Speech : Enabled

Screen Reader : Supported

Enhanced typesetting : Enabled

Print length : 162 pages

Lending : Enabled



1. **Choose a Pattern:** First, select a pattern for the amigurumi pet you want to make. There are countless patterns available online, ranging from simple to intricate designs. Choose one that matches your skill level and preferences.
2. **Gather Your Materials:** For amigurumi, you'll need a crochet hook (usually in the size recommended by the pattern), yarn in various colors, stuffing material (such as fiberfill or cotton), and safety eyes or embroidery thread for adding details to the face.
3. **Learn the Basic Stitches:** Familiarize yourself with the basic crochet stitches used in amigurumi, such as the chain stitch, single crochet, and slip stitch. These stitches form the foundation of your amigurumi creation.
4. **Follow the Pattern:** Carefully read and follow the instructions provided in your chosen pattern. Each pattern will guide you through the steps and stitches needed to create your amigurumi pet. Pay attention to any special techniques or stitch variations mentioned in the pattern.
5. **Assemble and Finish:** Once you have crocheted all the necessary pieces, it's time to assemble your amigurumi pet. Use the pattern instructions to stitch the different parts together, stuff the toy with filling material, and add any remaining details, such as eyes, nose, or mouth.

Remember, practice makes perfect. Don't get discouraged if your first amigurumi pet doesn't turn out exactly as you imagined. With time and experience, you'll improve your amigurumi skills and create truly adorable wool pets.

Why Choose Amigurumi?

Amigurumi has gained popularity among crafters for several reasons. Firstly, the process of crocheting amigurumi can be highly therapeutic and relaxing. As you focus on the stitches and repetitive patterns, you can enter a state of flow, allowing your mind to unwind and find peace.

Secondly, amigurumi creations are perfect for expressing your creativity. The endless possibilities with color combinations, yarn types, and personalization options mean that you can truly make each amigurumi pet your own. Whether you prefer vibrant and bold or soft and pastel, you have the freedom to customize your creation to suit your style.

Furthermore, amigurumi pets make wonderful gifts. Handmade toys have a special sentimental value that store-bought items lack. By gifting an amigurumi pet that you've made yourself, you're giving someone a unique, one-of-a-kind item filled with love and care.


Long Descriptive Keyword for Alt Attribute

When creating amigurumi pets, using appropriate alt attributes for your images is important for accessibility and SEO purposes. A suitable long descriptive keyword for the alt attribute could be "cute-amigurumi-wool-pet-crochet-pattern". This keyword accurately describes the image's content and provides relevant information to visually impaired individuals and search engine crawlers.

The Appeal of Amigurumi Pets: A Long Tail Clickbait Title

Are you ready to transform a simple ball of yarn into an adorable fuzzy friend? Discover the mesmerizing world of amigurumi and learn how to craft your own lovely wool pets that will melt hearts! From fluffy bunnies to cuddly kittens, these handmade creations are impossible to resist. Get hooked on the amigurumi trend today and watch as your crafting skills soar to new heights!

Start your amigurumi journey now and create memories that will last a lifetime. Begin by choosing a pattern, gathering your materials, and mastering the basic stitches. Unleash your creativity, enjoy the therapeutic process, and surprise your loved ones with heartfelt, handmade gifts. With amigurumi, the possibilities are endless.



Animal Crochet Guides: Use Amigurumi Technique to Make Lovely Wool Pets


by Davies Cheruiyot (Kindle Edition)

★★★★☆ 4.4 out of 5

Language : English
File size : 48334 KB
Text-to-Speech : Enabled
Screen Reader : Supported
Enhanced typesetting : Enabled
Print length : 162 pages
Lending : Enabled




Discover how simple crafting your own crochet plush animals can be, Amigurumi—the Japanese art of crocheting stuffed toys—might seem intimidating, but this book keeps it easy and fun with complete guides that cover everything you need to know. Whether you're stitching up delightfully huggable gifts for kids or grandkids or just looking to assemble your own plush menagerie, Crochet Cute Critters will have you up and going in no time. You can make your own present and gift your child, definitely that is happy gift because it from your soul and cute, beautiful crochet animals.



The Ultimate Guide to the People, Politics, and Culture Serial

Are you ready to dive into a thrilling and enlightening world of the People, Politics, and Culture Serial? This one-of-a-kind series takes you on a captivating journey,...




The Negotiating Secrets, Tactics, and Techniques of America's Top Sports Agent

When it comes to the world of professional sports, there is a behind-the-scenes game that determines the deals, contracts, and salaries of the athletes we idolize. And at the...




Use Amigurumi Technique To Make Lovely Wool Pets

Amigurumi, a popular Japanese crochet technique, has taken the crafting world by storm. This unique and charming style allows you to create adorable stuffed animals, dolls,...




The Ultimate Miami Guide to Celebrity Homes, Restaurants, Shops, and Clubs

Welcome to the vibrant city of Miami, where the sun meets the sea, and celebrities flock to experience the luxurious lifestyle the city has to offer. In this guide, we will...



Discover the Enchanting Native American Pow Wow Doll Pattern: A Timeless Tradition

The mesmerizing world of Native American art and culture is full of rich traditions and deep symbolism. One such captivating tradition is the creation of Native...



The Ultimate Field Guide To Texas Trees: Explore the Natural Beauty of the Lone Star State

When it comes to exploring the diverse and breathtaking landscapes of Texas, there's no better way to immerse yourself in its natural beauty than by discovering the...



Darwin To Perth Via The Kimberleys: A Journey Through Australia's Untamed Beauty

Are you ready for an adventure of a lifetime? Buckle up and get ready to explore one of Australia's most breathtaking regions – the Kimberleys. This vast and rugged...



Red Green Quilts: 14 Classic Quilts With Enduring Appeal

Quilting has been a beloved art form for centuries, with its combinations of colors, patterns, and textures creating stunning pieces of functional art. Among the various...