

# Unveiling Simple Cross Stitch Patterns From 1914 - Unleash Your Creativity!



*Shutterstock*

Do you find yourself captivated by vintage art forms? Are you someone who enjoys channeling their creativity into crafty projects? If so, we have a delightful surprise for you!

## Simple Cross Stitch Patterns From 1914


by A. J. Hill (Kindle Edition)

★★★★☆ 4.7 out of 5

Language : English

File size : 41284 KB

Text-to-Speech : Enabled



Screen Reader : Supported  
Enhanced typesetting: Enabled  
Print length : 54 pages  
Lending : Enabled  
Item Weight : 1.01 pounds  
Dimensions : 5.55 x 0.79 x 8.5 inches



Cross stitch, a well-loved needlework technique, has been around for centuries, allowing enthusiasts to create beautiful and intricate designs using stranded embroidery floss. Today, let's take a journey back in time to 1914 and explore some delightful and simple cross stitch patterns from that era.

## The Charm of Vintage Cross Stitch

Vintage cross stitch patterns offer a unique glimpse into the lifestyle and artistic sensibilities of the past. Whether you are an experienced cross stitch enthusiast or just starting out, these simple patterns from 1914 will surely capture your interest!

The early 20th century marked a period where handcrafts thrived. People of all ages, especially women, engaged in creative pursuits as a way to express themselves and decorate their homes. Cross stitch emerged as a popular pastime, and many beautiful designs were created during this time.

## Exploring the Patterns

1. A Floral Delight:

The first pattern we have is a lovely floral motif consisting of delicate roses and lilies. The colors used are subtle shades of pastels, which would look stunning on a throw pillow cover or framed as wall art.



*VintageCrossStitchPatterns.com*

2. Sweet Animals:



Another adorable pattern depicts animals commonly found in gardens and farms. You'll find cute bunnies, playful kittens, and elegant swans, all awaiting your skilled hand to bring them to life with vibrant threads.



*VintageCrossStitchPatterns.com*

### 3. Geometric Elegance:

Geometric patterns were also popular during this time. Intricately designed, these patterns often utilized a combination of vibrant colors. The interplay of shapes

and lines creates a visually striking result that would be perfect as a framed masterpiece.



*VintageCrossStitchPatterns.com*

#### 4. Festive Sampler:

For those who appreciate the nostalgia of festive seasons, a sampler featuring seasonal icons like Christmas trees, Easter eggs, and Halloween pumpkins might be the perfect choice. Let your creativity shine as you fill each square with colorful threads, capturing the spirit of various celebrations throughout the year.





*VintageCrossStitchPatterns.com*

## **Bringing the Patterns to Life**

Now that you know about these unique cross stitch patterns, it's time to gather your tools and immerse yourself in this captivating craft. Here are some tips to help you get started:

1. Invest in high-quality embroidery floss to ensure vibrant and long-lasting colors.
2. Select a fabric that suits the design and thread count required for the pattern you've chosen.
3. Use a hoop or frame to keep your fabric taut, allowing for easier stitching.
4. Experiment with different stitches, such as the basic cross stitch, backstitch, or French knots, to add texture and depth to your designs.
5. Take breaks and enjoy the process. Cross stitch is a relaxing and meditative hobby.
6. Create a unique keepsake by framing your finished work or transforming it into a decorative item like a cushion cover or wall hanging.

Remember, the journey is just as beautiful as the destination. Embrace the moments of tranquility and accomplishment as you stitch your way through time.

## **Preserving the Legacy**

The simplicity and elegance of these cross stitch patterns from 1914 continue to captivate modern crafters. To ensure their preservation and availability, numerous websites and resources offer digitalized versions of these vintage designs for enthusiasts to explore.

Whether you choose to use authentic patterns or adapt them to suit your personal style, these century-old cross stitch patterns are a testament to the enduring charm of the craft. They provide a glimpse into the artistic endeavors of our predecessors, reminding us of the timeless appeal of creative expression.

As we conclude our journey into the world of simple cross stitch patterns from 1914, we hope you feel inspired to embark on your own creative adventure. Cross stitch allows us to connect with the past while expressing our unique artistic vision. So, gather your threads, pick a pattern, and let your imagination guide you.

Discover the beauty and tranquility of this timeless art form, and watch as each stitch brings to life a piece of history. Unleash your creativity and create something extraordinary today!



## Simple Cross Stitch Patterns From 1914

by A. J. Hill (Kindle Edition)

★★★★☆ 4.7 out of 5

Language : English

File size : 41284 KB

Text-to-Speech : Enabled

Screen Reader : Supported

Enhanced typesetting : Enabled

Print length : 54 pages

Lending : Enabled

Item Weight : 1.01 pounds

Dimensions : 5.55 x 0.79 x 8.5 inches



These patterns are timeless and brought back for the enjoyment of all who love making things with their hands. These designs were collected from a book titled, "Priscilla Juniors' Cross Stitch Book". The book was published in 1914.

Because the designs are graphed, they can be used for multiple crafts, such as: cross stitch, crochet, knitting, beading, and any other craft that can use a graph.



These patterns are timeless and brought back for the enjoyment of all who love making things with their hands.



## Unveiling Simple Cross Stitch Patterns From 1914 - Unleash Your Creativity!

Shutterstock Do you find yourself captivated by vintage art forms? Are you someone who enjoys channeling their creativity into crafty projects? If so, we...



## Unlocking the Power of Universal Access in Human Computer Interaction: Access to Media, Learning, and More!

Welcome to the world where access to knowledge, media, and learning is no longer limited to a privileged few. Thanks to the advancement of technology,...



## Awe-Inspiring Master Builder Peter Hansen: Unveiling the Secrets Behind His Masterpieces

Meet Peter Hansen, a name that resonates with excellence, creativity, and precision in the world of construction. As a distinguished master builder, Peter has earned a...




## Cloth Cassandra Ellis: A Masterclass in Creativity

Are you in search of a whimsical yet contemporary touch for your interiors? Look no further, for Cloth Cassandra Ellis possesses the power to transform any space into...




## Unveiling the Extraordinary Tales of Bravery in Standing Tall

History has laid the foundations of our present and has shaped the world we live in today. From great empires to significant scientific discoveries, it is...



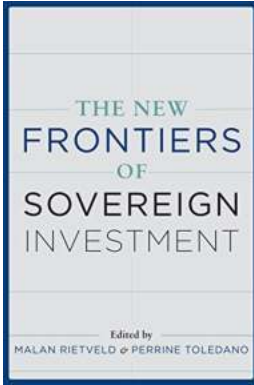
## The Final Storm: The Door Within Trilogy Three

The Door Within Trilogy by Wayne Thomas Batson is an enchanting journey into the world of fantasy, captivating readers with its unique storytelling and memorable characters....



## Sir Cumference And The Great Knight Of Angleland: Explore The Fascinating World Of Math

Once upon a time in a land not far away, there lived a brave and clever knight named Sir Cumference. He had a peculiar passion for all things mathematical, which made him...



## The New Frontiers Of Sovereign Investment: Unlocking Global Potential

As the world continues to evolve and the global economy becomes increasingly interconnected, sovereign wealth funds (SWFs) have emerged as major players in the...

[simple cross stitch patterns](#)

[simple cross stitch patterns for beginners](#)

[simple cross stitch patterns flowers](#)

[simple cross stitch patterns free download pdf](#)

[simple cross stitch patterns christmas](#)

[easy cross stitch patterns](#)

[easy cross stitch patterns for beginners](#)

[easy cross stitch patterns printable](#)

[easy cross stitch patterns flowers](#)

[easy cross stitch patterns pinterest](#)