

# Unlock Your Artistic Potential with Counted Cross Stitch Patterns

Are you looking for a creative and fulfilling hobby that allows you to express your artistic side? Look no further than counted cross stitch patterns! This traditional form of embroidery has been around for centuries and continues to captivate enthusiasts with its intricate designs and therapeutic qualities. In this article, we will delve into the world of counted cross stitch patterns, explore their fascinating history, and provide you with tips and resources to get started on your own cross stitch masterpiece.

## What is Counted Cross Stitch?

Counted cross stitch is a type of embroidery where a pattern is stitched onto a gridded fabric by following a chart or pattern graph. Unlike regular embroidery, where the design is pre-printed on the fabric, counted cross stitch requires the crafter to count and stitch each individual x-shaped stitch based on the pattern provided.

This meticulous and precise method of stitching gives counted cross stitch patterns a unique charm and intricacy. With thousands of available patterns, you can unleash your creativity and create stunning works of art that range from traditional to contemporary designs.

### **Counted Cross Stitch Pattern: Watercolor Dog #32 - Dalmatian: 183 Watercolor Dog Cross Stitch**

**Series** by Cyclepedia Press LLC (Kindle Edition)

★★★★☆ 4.6 out of 5

Language : English

File size : 2370 KB

Text-to-Speech : Enabled

WATERCOLOR DOG #32

DALMATIAN



Screen Reader : Supported

Enhanced typesetting: Enabled

Print length : 17 pages

Lending : Enabled



## The History of Counted Cross Stitch

The origins of counted cross stitch can be traced back to ancient Egypt and the medieval Islamic world. However, it gained popularity in Europe during the Renaissance and Baroque periods. Cross stitch patterns were often used to embellish household items such as tablecloths, towels, and bed linen.

In the 19th century, cross stitch became more accessible to the masses with the advent of printed patterns. This allowed even amateur crafters to create intricate designs without having to count each stitch. Nowadays, with advancements in technology, digital patterns and online communities have made cross stitch more popular and accessible than ever before.

## Counted Cross Stitch Pattern Techniques

Before you embark on your cross stitch journey, it's important to familiarize yourself with some key techniques. Here are a few essential techniques to get you started:

1. **Starting Your Stitch:** Begin by securing your floss at the back of the fabric and bring the needle up from the back to the front.

2. **Making a Cross Stitch:** Cross the needle diagonally from bottom left to top right, then bring it back down from top left to bottom right to create an X-shaped stitch.
3. **Following the Chart:** Carefully follow the pattern chart provided, ensuring that you stitch each symbol accurately.
4. **Finishing Touches:** Once you have completed your cross stitch pattern, secure the floss at the back and trim any excess threads.

## **Choosing the Right Pattern**

With countless cross stitch patterns available, it can be overwhelming to choose the right one for your project. Consider the following factors when selecting a pattern:

- **Difficulty Level:** Beginners may want to start with simpler patterns, while experienced stitchers can challenge themselves with more intricate designs.
- **Subject and Theme:** Decide on the subject matter and theme that resonates with you. Whether it's nature, animals, or pop culture, there's a pattern out there for everyone.
- **Size and Dimensions:** Consider the size and dimensions of the final piece you want to create. Some patterns can be larger and more time-consuming than others.
- **Color Palette:** Look for patterns that have a color palette that aligns with your aesthetic preferences. Experiment with different combinations to make your piece unique.

## **Online Resources and Communities**

In the digital age, the cross stitch community has grown significantly online. There are numerous websites and forums where you can find patterns, tips, and connect with fellow stitchers. Some popular online resources include:

- **Pattern Libraries:** Websites like DMC and Cross Stitch World offer a vast array of patterns, both free and for purchase.
- **YouTube Tutorials:** Video tutorials on platforms like YouTube can help you learn various techniques and gain inspiration for your projects.
- **Social Media:** Follow cross stitch hashtags on Instagram and join Facebook groups dedicated to cross stitch enthusiasts. Share your work and connect with a vibrant online community.

## **The Therapeutic Benefits of Counted Cross Stitch**

Counted cross stitch not only allows you to create beautiful art but also provides numerous therapeutic benefits. As you immerse yourself in this calming craft, you can experience:

- **Stress Relief:** The repetitive nature of stitching helps relieve stress and anxiety, promoting relaxation and a sense of calm.
- **Mindfulness:** Focusing solely on your stitches and the pattern can enhance mindfulness, allowing you to be fully present in the moment.
- **Sense of Accomplishment:** Completing a cross stitch pattern provides a sense of achievement and boosts self-esteem.
- **Cognitive Stimulation:** Counting stitches and following complex patterns can sharpen your cognitive skills and improve concentration.

Counted cross stitch patterns offer a delightful and rewarding avenue for creative expression. With its rich history, intricate designs, and therapeutic benefits, it's no

wonder that this craft has stood the test of time. Explore the world of cross stitch, choose a pattern that speaks to you, and let your imagination flourish as you embark on this remarkable artistic journey.

**WATERCOLOR DOG #32**

**DALMATIAN**



*Cross Stitch Pattern*

## **Counted Cross Stitch Pattern: Watercolor Dog #32 - Dalmatian: 183 Watercolor Dog Cross Stitch**

**Series** by Cyclepedia Press LLC (Kindle Edition)

★★★★☆ 4.6 out of 5

Language : English

File size : 2370 KB

Text-to-Speech : Enabled

Screen Reader : Supported

Enhanced typesetting : Enabled

Print length : 17 pages

Lending : Enabled



If you love dogs - you will be thrilled with our collection of 183 watercolor dogs cross stitch patterns.

**COLORS:** 14 colors

**NUMBER OF STITCHES:** 210 x 250 stitches

**FORMAT:** the pattern is a PDF so that you can print it out if you choose

**FLOSS:** Our patterns all use DMC floss.




## Unlock the Secrets of Your 1989-1994 Kawasaki KDX200E/KDX250D with this Service Manual!

Are you a proud owner of a 1989-1994 Kawasaki KDX200E or KDX250D? If so, you know that these iconic off-road motorcycles have their quirks and technical aspects that require...



## Nick Grant Adventure - The Ultimate Experience for Thrill Seekers

Are you an adrenaline junkie looking for your next thrilling escapade? Look no further than Nick Grant Adventure Nick Grant Adventures! Get ready to embark on the ultimate...



## Rock That Quilt Block: Discover the Art of Quilting

Quilting is an age-old craft that has been passed down through generations. It is not only a functional art form but also a creative outlet that allows individuals to...




## The Enchanting Journey of Jack Scott on the Turkey Trail

Once upon a time, in the heartland of mesmerizing landscapes and rich historical wonders, a man named Jack Scott embarked on a trail that would forever change his life. The...




## Unleash Your Inner Artist: Creative Crochet In Day

Do you ever find yourself longing for a creative outlet? Somewhere you can immerse yourself in a world of colors, textures, and endless possibilities? Look no further than...




## Nick McIver Time Adventure: Explore Incredible Adventures Through Time!

Have you ever dreamt of embarking on a thrilling journey through time? Immerse yourself in the incredible world of Nick McIver Time Adventure, where you will witness...



## Quick Beginner Guide To Embroidery Quick Beginners Guide To Lace And Tatting

Embroidery, lace, and tatting are traditional crafts that have captivated people for centuries. They offer a unique opportunity to create intricate designs with just...



## Discover the Enchanting County of Lagoa in Portugal's Algarve Region

Welcome to a visual journey through the captivating county of Lagoa, nestled in the idyllic Algarve region of Portugal. This photographic album with accompanying text invites...

