

# Unleashing Creativity: Lace Crochet Motif Fairy Hem Scallop Trim Scoopneck Shell Pattern



## LACE TRIM

Free Crochet Tutorial

pattern & photos: Olga Poltava, ravelry.com



**A Pristine Blend of Elegance and Skill**

Imagine a delicate, ethereal, and enchanting piece of clothing that delicately hugs your curves and adds a touch of glamour to your attire. Introducing the Lace Crochet Motif Fairy Hem Scallop Trim Scoopneck Shell Pattern, a masterpiece in the world of crochet fashion. This intricate design combines the beauty of lace crochet motifs with a fairy-like hemline and a scallop trim scoopneck, resulting in a truly unique and eye-catching garment.

## Captivating Every Stitch

The beauty of the Lace Crochet Motif Fairy Hem Scallop Trim Scoopneck Shell Pattern lies in its exquisite details. Each stitch is crafted meticulously, creating intricate motifs that resemble delicate lacework. The combination of different crochet stitches adds depth and texture, making this pattern a true work of art. From the scallop trim scoopneck to the fairy hemline, every element is designed to captivate and mesmerize.



## Lace Crochet Motif Fairy Hem Scallop Trim Scoopneck Shell Pattern: A modern seamless crochet pattern for a beautiful summer top

by Kristen Stein (Kindle Edition)

★★★★★ 5 out of 5

Language : English  
File size : 15856 KB  
Text-to-Speech : Enabled  
Screen Reader : Supported  
Enhanced typesetting : Enabled  
Print length : 73 pages  
Lending : Enabled



## Step-by-Step Guide to Creating the Lace Crochet Shell

Creating the Lace Crochet Motif Fairy Hem Scallop Trim Scoopneck Shell requires intermediate crochet skills, but with dedication and practice, anyone can master this stunning pattern. Follow our step-by-step guide to unleash your creativity and bring this exceptional garment to life.



## LACE TRIM

Free Crochet Tutorial

pattern & photos: Olga Poltava, ravelry.com



### Materials Needed:

- 4.0mm crochet hook

- Fingering weight yarn in your preferred color
- Stitch markers
- Scissors
- Yarn needle

## **Step 1: Getting Started**

Begin by selecting your preferred color of fingering weight yarn. This pattern allows you to experiment with various shades, depending on your personal style. Make sure you have your materials ready before you embark on this delightful crochet journey.

## **Step 2: Creating the Motifs**

Start with a magic ring and single crochet stitches. Follow the detailed instructions provided in the Lace Crochet Motif Fairy Hem Scallop Trim Scoopneck Shell Pattern to create the motifs. Each motif is like a miniature piece of art. Take your time and enjoy the process of seeing the lacework come to life.

## **Step 3: Assembling the Shell**

Once you have crafted enough motifs, it's time to assemble the shell. Follow the pattern instructions to sew the motifs together. Pay attention to the placement and make sure the motifs are attached securely, forming an exquisite shell shape. Your garment will start taking shape and you will see the magic unfold before your eyes.

## **Step 4: Adding the Fairy Hem and Scallop Trim Scoopneck**

This is where the enchantment truly begins. Follow the pattern instructions to create the fairy hemline and scallop trim scoopneck. These details will elevate




your shell to a whole new level and will become the focal point of attention. Make sure to carefully follow the steps, as they require precision and attention to detail.

### Step 5: Finishing Touches


Once you have completed the main parts of the Lace Crochet Motif Fairy Hem Scallop Trim Scoopneck Shell, it's time for the finishing touches. Weave in any loose ends, ensuring that your shell is polished and ready to wear. Once all the loose ends are securely tucked away, your masterpiece is complete.

Lace Crochet Motif  
Fairy Hem Scallop Trim  
Scoopneck Shell Pattern



A modern seamless crochet pattern for a beautiful summer top.

Kristen Stein



## **Expressing Your Style, Embracing Your Creativity**

The Lace Crochet Motif Fairy Hem Scallop Trim Scoopneck Shell Pattern is more than just a piece of clothing; it is an expression of your personal style and an embodiment of your creativity. Wear it with pride, knowing that you have created a unique and captivating garment that no one else possesses. The delicacy and elegance of the lacework are sure to turn heads wherever you go.

The Lace Crochet Motif Fairy Hem Scallop Trim Scoopneck Shell Pattern is a true masterpiece in the world of crochet fashion. With its intricate lace motifs and enchanting details, this garment offers a delightful blend of glamour and elegance. By following the step-by-step guide and unleashing your creativity, you can create a stunning piece that showcases your unique style. So, grab your crochet hook, select your preferred yarn, and embark on a remarkable journey to create your very own Lace Crochet Motif Fairy Hem Scallop Trim Scoopneck Shell!

## **Additional Resources**

If you're looking for additional resources to enhance your crochet skills or explore more patterns, check out the following:

- Crochet.com - A comprehensive website offering patterns, tutorials, and supplies for crochet enthusiasts.
- Mikeyssmail - Mikey's YouTube channel is filled with informative crochet tutorials and creative ideas.
- Ravelry - An online community for knitters and crocheters, offering an extensive database of patterns and a platform to connect with fellow fiber artists.

*Disclaimer: This article is for informational purposes only. The author and website are not responsible for any accidents or injuries that may occur while attempting this crochet pattern.*

*Keywords: Lace Crochet Motif, Fairy Hem, Scallop Trim, Scoopneck, Shell Pattern, Crochet Fashion, Step-by-Step Guide*



## **Lace Crochet Motif Fairy Hem Scallop Trim Scoopneck Shell Pattern: A modern seamless crochet pattern for a beautiful summer top**


by Kristen Stein (Kindle Edition)

★★★★★ 5 out of 5

Language : English  
File size : 15856 KB  
Text-to-Speech : Enabled  
Screen Reader : Supported  
Enhanced typesetting : Enabled  
Print length : 73 pages  
Lending : Enabled



A contemporary lace crochet motif pattern for a scallop trimmed summer top with rounded scoopneck and fairy-like handkerchief hem. This create-as-you-go seamless top is lightweight, quick and easy to make, and perfect as a layering top for spring and summer. It is written as a 'one size fits most' pattern with additional suggestions provided on altering the fit if needed. The entire piece was made with less than two balls of yarn and less than \$7.




## **Lean Agile And Six Sigma Information Technology Management - The Winning Combination for Success**

In today's fast-paced and ever-changing business environment, organizations are constantly seeking ways to improve their efficiency, productivity, and customer satisfaction....



## **Meet the Wedding Crasher Geronimo Stilton in Geronimo Stilton #28**

Are you ready for the biggest adventure of Geronimo Stilton's career? In the latest installment of the beloved Geronimo Stilton series, we join our brave mouse hero as he...



## **The Fascinating Story of Rover SD1: A Legendary British Car (1976-1988)**


When it comes to British automobiles, few can rival the Rover SD1 in terms of its impact and influence during its production years from 1976 to 1988. The SD1, also known as...



## **The Haunting Melody: A Gripping One Act Play Based On The 16th St Baptist Church Bombing**

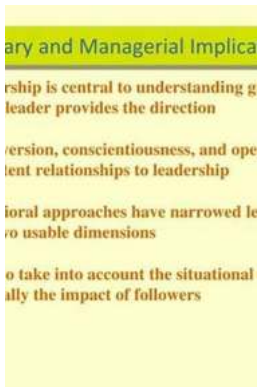
On September 15, 1963, a tragic event unfolded in Birmingham, Alabama that shocked the nation. The 16th Street Baptist Church was bombed, resulting in the deaths of four...





## The Only Good Indians: A Chilling Native American Horror Novel

Native American horror literature has witnessed a remarkable surge in recent years, showcasing the rich storytelling traditions of indigenous communities. Among the...




## Strategic Choices And Managerial Implications: Unlocking Success in Business

Strategic choices play a crucial role in shaping the direction and success of any organization. They involve the decisions made by top-level managers to allocate resources,...



## Beginner Step By Step Guide To Implementing Six Sigma Methodology To An Organization

Are you looking to improve the efficiency and effectiveness of your organization's processes? Six Sigma methodology can be the answer you are seeking. By implementing Six...



## The Ultimate Beginner's Guide to Real Estate: Everything You Need to Know!

Welcome to the exciting world of real estate! Whether you've been dreaming of buying your first property, investing in rental homes, or simply want to understand the...

