


Unleashing Creativity: Discover the Art of Modern Japanese Embroidery Stitches

Welcome to the enchanting world of modern Japanese embroidery stitches! Renowned for their delicate intricacies and vibrant visual appeal, these stitches are a testament to the rich cultural heritage and artistic expression of Japan. In this article, we will delve deeper into the art form, explore various stitches, and uncover the secrets behind creating stunning embroidery pieces.

The Artistry behind Japanese Embroidery Stitches

Japanese embroidery, also known as Nihon Shishu, is an age-old craft that originated in the 5th century. Over the centuries, it has evolved into a form of artistic expression that blends traditional techniques with contemporary designs.

What sets Japanese embroidery apart is its attention to detail and the utilization of a wide range of stitches. Each stitch holds a significant meaning and is meticulously chosen to bring life and beauty to an embroidery piece.



Modern Japanese Embroidery Stitches: Bold & Exotic Plants, Sea Life, Charms, Letters and More!

(over 100 designs) by Michael J. Bruton (Kindle Edition)

★★★★☆ 4.3 out of 5

Language : English

File size : 3170 KB

Text-to-Speech: Enabled

Screen Reader: Supported

Print length : 417 pages



Exploring the Various Stitches

1. Tsugihagi Stitch: This stitch imitates the appearance of patchwork fabric. It involves stitching small, irregularly shaped pieces of fabric together, creating a quilt-like effect. Tsugihagi stitches can be used to embellish a variety of designs ranging from flowers to animals.

2. Sashiko Stitch: Sashiko, meaning "little stab," is a popular stitch used in traditional Japanese quilting. It involves creating evenly spaced running stitches on indigo fabric, forming intricate geometric patterns. Sashiko stitches add texture and depth to any embroidery piece.

3. Kogin Stitch: Originating from the Aomori prefecture, the Kogin stitch is a regional specialty in Japan. It is characterized by dense, straight stitches, often stitched in diagonal or zigzag patterns. Kogin stitches are used to create strikingly beautiful designs, showcasing the true essence of Japanese embroidery.

4. Shitsuke Stitch: Derived from the word "discipline," shitsuke stitches are small, even stitches used to secure fabric layers together. This stitch helps maintain long-lasting and durable embroidery pieces while providing a clean finish.

5. Moyozashi Stitch: The moyozashi stitch is a technique used to create intricate, delicate designs. It involves embroidering individual motifs on a base fabric and then filling the outlined areas with various stitches. This stitch showcases the epitome of Japanese embroidery's artistry and attention to detail.

Creating Your Modern Japanese Embroidery Masterpiece

Embarking on your journey to create a modern Japanese embroidery masterpiece is both challenging and rewarding. Here are some steps to guide you along the way:

Step 1: Choose Your Design

Start by selecting a design that resonates with you. It can be a traditional Japanese motif, a contemporary design, or your own original creation. The possibilities are endless!

Step 2: Gather Your Materials

Ensure you have the necessary materials, including high-quality embroidery threads, needles, fabric, an embroidery hoop, and any additional embellishments you might desire. Opt for natural fabrics such as silk or linen to achieve an authentic Japanese aesthetic.

Step 3: Master the Stitches

Familiarize yourself with the various Japanese embroidery stitches mentioned earlier. Practice each stitch on a separate piece of fabric to gain confidence and refine your technique.

Step 4: Bring Your Design to Life

Transfer your chosen design onto the fabric using a water-soluble pen or tracing paper. Secure the fabric in an embroidery hoop to keep it taut and avoid any wrinkles. Now, carefully embroider each element of your design using the appropriate stitches, incorporating your creativity and personal style.


Step 5: Finishing Touches

Once you have completed your embroidery, gently remove the fabric from the embroidery hoop and trim any excess threads. If desired, frame your masterpiece or transform it into a unique fashion accessory like a brooch or embellished patch.

Embrace the Timeless Beauty of Japanese Embroidery Stitches

Modern Japanese embroidery stitches open up a world of possibilities for self-expression and creativity. Whether you're a seasoned embroidery enthusiast or a beginner eager to explore this fascinating art form, the intricate stitches and techniques will captivate you.

Explore the artistry of Japanese embroidery stitches and unlock a realm of beauty, tradition, and innovation. Immerse yourself in the rich cultural heritage of Japan and create your own stunning embroidery pieces with these timeless stitches.



Modern Japanese Embroidery Stitches: Bold & Exotic Plants, Sea Life, Charms, Letters and More! (over 100 designs) by Michael J. Bruton (Kindle Edition)

★★★★☆ 4.3 out of 5

Language : English

File size : 3170 KB

Text-to-Speech: Enabled

Screen Reader: Supported

Print length : 417 pages




Over 100 unique stitch patterns from Japan's leading embroidery expert!

In *Modern Japanese Embroidery Stitches*, Japanese textile maven Noriko Tsuchihashi presents over 100 bold, textural motifs to stitch with thread, ribbon, beads and buttons using familiar stitches as well as a few lesser-known ones. Her detailed instructions and lovely suggestions on how to combine and display the finished pieces will inspire you!

The unique patterns in this book include:

- Elegant sea life, butterfly and insect motifs
- Good luck symbols and charms from around the world
- Gorgeous letters and numbers that are stylish and useful
- Unusual botanicals, including flowers made with ribbons, beads and fringes
- And so much more!

The detailed lessons and step-by-step photos ensure that your artful creations won't go awry! Even experienced needlecrafters will learn a few new tricks, from embellishing printed fabrics to stitching a two-dimensional motif.




Collected Stories And Other Writings Loa 186 - Get Wowed by 24 Captivating Tales!

Are you a fan of enthralling and mysterious stories that take you on an unforgettable journey through the realms of imagination? Look no further! The Collected Stories And...




The Mesmerizing World of Moving Sites: Unveiling the Allure of Investigating Site Specific Dance Performance

Have you ever witnessed a dance performance that completely transcends the boundaries of a traditional stage? A performance that captivates not only through skillful movements...



DK Eyewitness Florida Travel Guide - Your Ultimate Vacation Companion

In today's fast-paced world, planning a vacation can feel overwhelming. With countless destinations and attractions to choose from, it's hard to narrow down your...



The Ultimate Guide: Gunner Gets Stocks Significant Verlag

Are you looking to make significant profits through stock investing? Look no further! In this comprehensive guide, we will dive deep into the world of Gunner Gets stocks and...



The Ultimate Guide to Choosing a Leopard Gecko Pet for Beginners

Are you considering getting a leopard gecko as a pet? Look no further! In this comprehensive guide, we will walk you through everything you need to...




If You Drove a Police Car: A Thrilling Adventure

Have you ever wondered what it would be like to sit behind the wheel of a police car, feeling the adrenaline pumping...



Salta Travel Guide: Unanchor Day Tour Around Salta - The Pretty One

Located in the northwest of Argentina, Salta is a city that offers a unique blend of history, culture, and natural beauty. Its colonial architecture, stunning landscapes, and...



The Ultimate Beginner Guide To Beekeeping - Everything You Need to Know!

Have you ever considered becoming a beekeeper? Beekeeping can be a fascinating and rewarding hobby that not only benefits the environment but also provides you with...