

Unleash Your Creativity with Plastic Lace Crafts: A Beginner's Guide

Do you enjoy crafting and creating beautiful pieces of art? If so, it's time to explore the world of plastic lace crafts! Whether you are a complete beginner or have some crafting experience, plastic lace crafts offer an engaging and fulfilling way to express your creativity while producing stunning and practical items.

Plastic lace crafts, also known as gimp crafts or boondoggle, involve weaving and braiding plastic lace materials to create decorative and functional items. From bracelets and key chains to lanyards and even practical household items, the possibilities are endless.

The Basics of Plastic Lace Crafts

Before delving into the exciting world of plastic lace crafts, it's essential to understand the basic techniques and materials involved.



Plastic Craft Lace Projects: Plastic Lace Crafts for Beginners: Black & White

by Kimberly Johnson (Kindle Edition)

★★★★☆ 4 out of 5

Language : English

File size : 31778 KB

Text-to-Speech : Enabled

Enhanced typesetting : Enabled

Print length : 77 pages

Lending : Enabled

Screen Reader : Supported



The Materials

Plastic lace crafts typically require thin plastic strips, also known as lanyard or craft lace. You can find these laces in various colors and patterns, which adds an extra element of customization to your projects.

The Tools

Aside from the plastic lace, you'll need a few tools to embark on your plastic lace craft journey. These include scissors, clips or clamps to hold your work in place, and a ruler or measuring tape to ensure accuracy in your creations. With these basic tools, you are ready to unleash your creativity.

Step-by-Step Beginner Projects

Now that you have a grasp of the basics, let's dive into a few beginner-friendly plastic lace craft projects:

1. Woven Bracelet

Get started with a simple yet stylish project – a woven bracelet. Begin by choosing two or more colors of plastic lace, measuring your desired length, and securing one end with a clamp. Then, alternate weaving each lace strip under and over the others until you reach the desired length. Complete the bracelet by securing the other end and adding a clasp.

2. Spiral Keychain

Add a touch of uniqueness to your key collection with a spiral keychain. Start by cutting three long strips of different-colored laces. Secure the three strips together at one end and braid them tightly to create a spiral effect. Once you've reached the desired length, secure the other end and attach a keyring.

3. Lanyard for ID Cards

No more boring lanyards for your ID cards! Create a personalized and eye-catching lanyard using plastic lace. Begin by measuring the length needed to comfortably fit around your neck, then double it to allow for the weaving process. Next, choose your preferred colors and start weaving using a box stitch technique. Finish it off by attaching a clip or hook at both ends to hold your ID card securely.

Advanced Techniques for Experienced Crafters

As you gain confidence and experience in plastic lace crafts, you may want to explore more advanced techniques to challenge yourself. Here are a few ideas:

1. Zipper Stitch Pouch

Create a practical and trendy pouch with zipper stitch technique. This requires a good understanding of the box stitch and zipper stitch techniques. With careful weaving and attention to detail, you can produce a stylish pouch that serves as both a fashion statement and a functional accessory.

2. Woven Coasters

Add a touch of elegance to your home by weaving delicate lace coasters. This project requires advanced weaving skills as you'll be working with multiple plastic lace strips simultaneously. Experiment with different color combinations and patterns to create coasters that match your home decor perfectly.

3. Decorative Room Dividers

Transform your living space into a creative haven with decorative room dividers made from plastic lace. This project involves weaving large panels of lace together to create beautiful and customizable room dividers. Not only will you add a unique touch to your home, but you'll also enhance its functionality and design.

The Benefits of Plastic Lace Crafts

Engaging in plastic lace crafts offers numerous benefits. Besides the joy of creating unique items by hand, plastic lace crafts have positive effects on mental well-being and personal development. Here are a few notable benefits:

1. Stress Relief

Engaging in crafts like plastic lace weaving promotes relaxation and provides an outlet for stress. The repetitive movements involved in weaving and braiding help reduce anxiety, elevate mood, and enhance overall well-being.

2. Confidence Boost

Starting as a beginner and progressively mastering more complex projects in plastic lace crafts brings a sense of accomplishment and boosts self-confidence. Seeing your creations come to life encourages you to push your creative boundaries and explore new techniques.

3. Improved Fine Motor Skills

Plastic lace crafts require intricate hand movements and precise handling of materials, which helps enhance fine motor skills. Regular practice improves dexterity, coordination, and focus, benefiting not just your crafting skills but also everyday tasks.

Time to Get Crafty!

Now that you have a comprehensive understanding of plastic lace crafts, it's time to gather your materials, unleash your creativity, and let your imagination run wild. From simple bracelets to intricate room dividers, there is no limit to what you can create with plastic laces. Start with the beginner projects and gradually challenge

yourself with more advanced techniques. Enjoy the process, discover your unique style, and delve into the wonderful world of plastic lace crafts!



Plastic Craft Lace Projects: Plastic Lace Crafts for Beginners: Black & White

by Kimberly Johnson (Kindle Edition)

★★★★☆ 4 out of 5

Language : English
File size : 31778 KB
Text-to-Speech : Enabled
Enhanced typesetting : Enabled
Print length : 77 pages
Lending : Enabled
Screen Reader : Supported



Learn all the essential stitches and skills you need to master the colorful art of plastic lacing! 14 simple, fun projects

Make helicopter, spider, snake, decorations and more

Learn to use both straight knot and round knot techniques

Clearly illustrated, so instructions are a cinch to follow


Easy-to-follow weaving diagrams & colorful photos of the finished projects

Whether you call it gimp, lanyard, scoubidou, or boondoggle, vinyl craft lace is the perfect activity for home, camp, school or party. And Plastic Lace Crafts for Beginners is the perfect way to get started in this easy-to-learn craft!

This book shows you all of the essential stitches and skills you need to master the art of plastic lacing, with easy-to-follow weaving diagrams and colorful photos of finished projects.

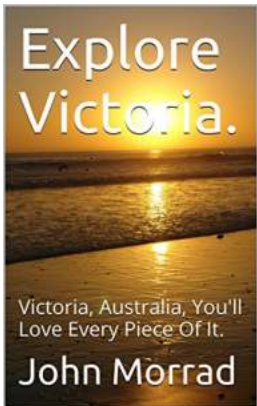
14 simple but fun projects are provided for making helicopter, spider, snake,

decorations and more. Every braid is clearly illustrated, so instructions are a cinch to follow. The projects include tiger, fish, number, alfabet, hearts, and picture.




My Husband Wife Nick Haskins: The Incredible True Story of Love, Courage, and Resilience

Love stories have always fascinated us, leaving us mesmerized by the power of this beautiful emotion. And when it comes to extraordinary tales of love, one cannot overlook the...



Victoria, Australia: You'll Love Every Piece of It - Explore Australia

Victoria, Australia - a land of diverse landscapes, stunning coastlines, vibrant cities, and unparalleled natural beauty. From the bustling streets of Melbourne to the...




Tallulah Solo: Unveiling the Musical Genius Within Her

Music has the incredible power to bring together people from all walks of life, to evoke emotions, and to create everlasting memories. Throughout history, there...



Unleash Your Creativity with Plastic Lace Crafts: A Beginner's Guide

Do you enjoy crafting and creating beautiful pieces of art? If so, it's time to explore the world of plastic lace crafts! Whether you are a complete beginner or have some...




Dinosaurs Field Guide: An Epic Adventure for Young Explorers

Are you ready to embark on an unforgettable journey through time and learn about the magnificent creatures that roamed the Earth millions of...



Stay Warm and Fashionable with Easy Peasy Ply Hats And Scarves

When the temperature drops, it's time to bundle up and keep yourself warm. And what better way to do that than with stylish hats and scarves that not only protect you from...



Cleveland Neighborhood Guidebook: Discover the Hidden Gems of the Belt Neighborhoods

If you're planning a visit to Cleveland, Ohio, or even if you're a local looking to explore new areas within the city, the Cleveland Neighborhood Guidebook from...



10 Essential Tips for Choosing, Raising, Feeding, Training, Exercising, and Loving Your New Basset Hound

Bringing home a new Basset Hound puppy is an exciting and joyous occasion. These adorable and lovable furry friends can bring so much happiness to your life. However, like...