

# Unleash Your Creativity: Using Colour In Bobbin Lace!

Bobbin lace has been cherished as a beautiful and intricate form of lace-making for centuries. Its elegant patterns and delicate details have captivated people all around the world. While traditional bobbin lace is often created using white or ivory threads, using colour in your bobbin lace projects can unleash a whole new realm of creativity and possibilities.

## Why Use Colour in Bobbin Lace?

Introducing colours into your bobbin lace designs can add depth, dimension, and visual interest to your pieces. It allows you to create stunning contrasts, emphasize certain parts of the pattern, and even depict various motifs and symbols. Utilizing colour in your bobbin lace projects can also enhance the overall aesthetics and make them truly unique and eye-catching.

## Choosing the Right Threads

When it comes to selecting the perfect threads for coloured bobbin lace, there are a few factors to consider. Firstly, opt for high-quality threads that are specifically designed for lace-making. This ensures that the colours are vibrant, the threads are durable, and they maintain their shape throughout the intricate weaving process.

### Using Colour in Bobbin Lace

by Sarah Taylor (Kindle Edition)


★★★★☆ 4.5 out of 5

Language : English

File size : 22252 KB

Text-to-Speech : Enabled

Screen Reader : Supported



Enhanced typesetting : Enabled  
Print length : 95 pages  
Lending : Enabled



Experiment with different types of threads, such as cotton, silk, or metallic threads, to achieve different effects. For a more traditional look, cotton threads can be used, while silk threads add a touch of elegance and sheen. Metallic threads, on the other hand, lend a glamorous and luxurious look to your bobbin lace creations.

Lastly, consider the thickness or weight of the threads. Thinner threads are typically used for fine, intricate lace designs, while thicker threads are more suitable for bold and chunky patterns. Mixing different thread weights can also create interesting textures and visual contrasts in your bobbin lace.

## **Understanding Colour Palettes**

Before diving into your colourful bobbin lace project, it's essential to have a basic understanding of colour palettes and how they work together to create harmony or contrast. Familiarize yourself with the colour wheel and explore various combinations of analogous colours (neighbouring on the wheel), complementary colours (opposite on the wheel), or triadic colours (forming an equilateral triangle on the wheel).

Take inspiration from the world around you – nature, famous artwork, or even fashion trends – to create unique and captivating colour combinations. The play of colours can highlight different aspects of your pattern, create a sense of movement, or even evoke certain emotions in the viewer.

## **Incorporating Colour in Patterns**

When designing your bobbin lace patterns, think about how you can incorporate colour strategically. Experiment with coloured sections within a larger white lace design, or weave intricate motifs entirely using colourful threads. You can also emphasize specific parts of your pattern by using contrasting colours or highlight details by adding colourful accents.

Another technique to consider is using gradients or ombre effects where the colours transition smoothly from one shade to another. This can add depth and dimension to your bobbin lace creation, making it visually stunning and captivating.

## **Practical Tips for Working with Colour**

Here are some practical tips to keep in mind when working on coloured bobbin lace projects:


- Use sharp scissors to carefully cut your coloured threads without fraying or damaging them.
- Make sure to secure your threads with pins or bobbins to prevent them from tangling or getting mixed up.
- When changing colours, knot the new thread firmly with the existing one, ensuring a seamless transition.

- Keep track of your colour choices and combinations to accurately replicate them in case you need to add more threads later on.
- Don't be afraid to experiment and try new colour combinations, as they can lead to surprising and beautiful results.

## Captivating the Viewer with Colourful Bobbin Lace

Using colour in bobbin lace can transform your finished pieces into mesmerizing works of art. By thoughtfully selecting your threads, understanding colour palettes, and incorporating colours strategically in your patterns, you can create lace that captivates viewers and showcases your artistic talent.

So, unleash your creativity and dive into the world of colourful bobbin lace – where traditional craft meets modern vibrancy!



### Using Colour in Bobbin Lace

by Sarah Taylor (Kindle Edition)

★ ★ ★ ★ ☆ 4.5 out of 5

Language : English

File size : 22252 KB

Text-to-Speech : Enabled

Screen Reader : Supported

Enhanced typesetting : Enabled

Print length : 95 pages

Lending : Enabled




This book teaches you how to use colour in Torchon bobbin lace, with 64 patterns and variations. It covers simple grounds, headsides (fans and scallops), footsides, shapes such as diamonds and zigzags, rose ground and spiders.

There are explanations for further ideas, including adapting existing patterns for colour, and a section about colour theory.




## **Unveiling the Enigmatic World of Strange Temporalities and Musical Theatre**

Step into a world where time dissolves, reality bends, and music takes control. Welcome to the realm of strange temporalities in musical theatre, where...




## **Strategies, Advice, and Words of Wisdom on Leadership Responsibility and Power**

Leadership is the ability to influence and guide others towards achieving a common goal. It comes with great responsibility and power, requiring...




## **The Ultimate Guide to Necklaces Braided On The Kumihimo Disk: Exploring Creativity and Tradition**

Are you tired of wearing the same old necklaces every day? Looking for a unique and mesmerizing piece of jewelry that will make heads turn? Look no further! Necklaces braided...




## Mouse Overboard Geronimo Stilton 62 Geronimo Stilton: A Riveting Adventure on the High Seas!

Are you ready for a thrilling voyage on the high seas? Join Geronimo Stilton, renowned journalist and fearless adventurer, as he embarks on another exciting expedition in his...



## The Incredible Journey: Stavros Metropoulos' Survival in the Greek Civil War

The Greek Civil War, which lasted from 1946 to 1949, was a tumultuous period in Greece's history. The war tore families apart, but it also brought forward stories of immense...



## The Untold Stories and Hidden Truths on the Road to War

War has been a recurring theme throughout human history, shaping nations, redrawing borders, and altering the lives of countless individuals. The road to war is often filled...



## Division For Beginners: Mastering Math with Vanessa Williams

Learning division can be a daunting task for beginners, but with the right guidance, it can become an exciting mathematical adventure. In this article, we will...



## **628 Color Paintings Of Boris Kustodiev: Russian Painter And Stage Designer March**

March is a month filled with anticipation and change. As the winter snow melts away, nature awakens, and artists find themselves inspired by the vibrant...