

# Unleash Your Creativity: 3000 Words of Fun With Yarn And Fabric Ideas

Are you looking for a new and exciting craft project? Look no further because we have got you covered! In this article, we will explore the world of fun with yarn and fabric. Get ready to unleash your creativity and embark on an amazing crafting journey.

## Why Choose Yarn and Fabric for Your Craft Projects?

The possibilities are endless when it comes to creating with yarn and fabric. Whether you are a beginner or an experienced crafter, these materials offer endless opportunities to bring your ideas to life. From knitting and crocheting to sewing and quilting, yarn and fabric can be used to create stunning pieces of art that are both functional and beautiful.

Using yarn and fabric in your craft projects allows you to tap into your imagination and create something truly unique. With a wide variety of colors, textures, and patterns available, you can easily customize your creations to suit your personal style and taste.



## Fun with Yarn and Fabric: More Than 50 Easy and Fun Projects to Sew, Crochet

by Susanna Zacke (Kindle Edition)

★★★★☆ 4.1 out of 5

Language : English

File size : 9259 KB

Text-to-Speech : Enabled

Enhanced typesetting : Enabled

Print length : 168 pages

Lending : Enabled

Screen Reader : Supported



## Fun Yarn Projects to Try

Let's start with some fun yarn projects that are perfect for beginners. These ideas are simple yet rewarding, making them a great starting point for anyone new to the world of yarn crafting.

### 1. Cozy Scarves



There's nothing quite like a cozy knitted scarf to keep you warm during the colder months. With just a few basic knitting stitches, you can create a stylish accessory that will enhance any outfit. Experiment with different yarn colors and textures to add a personal touch to your scarves.

## **2. Cute Amigurumi Animals**



Amigurumi, the Japanese art of crocheting small stuffed animals, has become incredibly popular in recent years. These cute and cuddly creations make perfect gifts for children and adults alike. From whimsical unicorns to adorable puppies, the options for amigurumi animals are endless.

### **3. Coasters and Pot Holders**



Free Crochet Pattern  
*Springtime Coasters*



Looking for a practical yet fun project? Crochet some colorful coasters or pot holders to add a touch of creativity to your home decor. Not only are these items functional, but they also make great conversation starters when hosting guests.

### **Exciting Fabric Ideas to Explore**

If you prefer working with fabric, don't worry - we have some fantastic ideas for you too. The beauty of fabric is that it can be used to create a wide range of

items, from clothing and accessories to home decor and more.

## 1. Customized Tote Bags



Tote bags are not only practical but also a perfect way to showcase your creativity. Choose your favorite fabric and create a unique design that reflects your personal style. Whether you prefer bold and vibrant patterns or simple and elegant designs, the possibilities are endless.

## 2. Quilted Wall Hangings



Add a touch of warmth and artistry to your home by creating quilted wall hangings. Experiment with different patterns, colors, and textures to create a stunning piece that will become the focal point of any room.

## 3. Fashionable Scrunchies



#### MATERIALS

\*for one scrunchie

- (1) piece of fabric at least 4.5" x 18"
- (1) 7" piece 1/4" elastic

#### SUPPLIES

- thread
- sewing machine
- fabric scissors
- ruler
- fabric marking pen or pencil
- safety pin
- pins/clips
- iron and ironing board (optional)
- seam ripper (just in case!)
- poster board or card stock (optional)
- cutting mat (optional)
- washi tape, painters tape or a post it note (optional)

Scrunchies are a great way to use up fabric scraps! The measurements are a guideline. Feel free to make your scrunchie puffier by cutting them wider than 4.5". Many types of fabric will work for this project. You can even use old clothes, uniforms or bed sheets. If you are buying fabric, based on 45" wide fabric, you can make 4 scrunchies from 1/4 yard or 8 scrunchies from a 1/2 yard. Make them for all of your friends!

#### SEWING PATTERNS FOR YOUNG SEWERS

This sewing pattern is designed to teach new or young sewers how to follow sewing instructions. Students with a little experience may be able to follow by themselves. Younger students may need help, but read the directions carefully together and encourage them to figure out each step. This is a simple project, so the focus can really be on reading and following each step.

[crosscutsewingco.com](http://crosscutsewingco.com) | [hello@crosscutsewingco.com](mailto:hello@crosscutsewingco.com) | 200 Green Street, Melrose, MA 02176 | 781-620-1896

Revive the '90s trend with stylish fabric scrunchies. With just a small amount of fabric and elastic, you can create these trendy hair accessories in no time. Mix and match fabrics to create a unique scrunchie collection that complements your outfits.

### Additional Tips and Tricks



Before you embark on your yarn and fabric crafting journey, here are a few additional tips to enhance your experience:

## **1. Organize Your Supplies**

Keeping your yarn and fabric supplies organized will save you time and make crafting more enjoyable. Invest in storage solutions like clear containers, label makers, and yarn bags to keep your materials easy to access and neatly arranged.

## **2. Explore Online Communities**

The internet is a treasure trove of inspiration and knowledge. Join online crafting communities, such as forums and social media groups, to connect with fellow yarn and fabric enthusiasts. Share your creations, ask for advice, and find new project ideas to keep your creativity flowing.

## **3. Don't Be Afraid to Make Mistakes**

Remember that crafting is all about experimentation and learning. Don't be discouraged by mistakes; instead, view them as an opportunity to grow and improve your skills. Embrace the journey and enjoy the process of creating something beautiful with your own hands.

Now that you have a plethora of ideas for fun yarn and fabric projects, it's time to unleash your creativity and start crafting. Whether you choose to knit a cozy scarf, crochet adorable amigurumi animals, or sew a customized tote bag, these crafts are sure to bring joy and satisfaction.

With yarn and fabric, the possibilities are truly endless. So why wait? Grab your materials, put on your creative hat, and let the crafting adventure begin!



## Fun with Yarn and Fabric: More Than 50 Easy and Fun Projects to Sew, Crochet

by Susanna Zacke (Kindle Edition)

★★★★☆ 4.1 out of 5

Language : English

File size : 9259 KB

Text-to-Speech : Enabled

Enhanced typesetting : Enabled

Print length : 168 pages

Lending : Enabled

Screen Reader : Supported




Color schemes; design themes; the expense of knickknacks, curtains, and bedclothes—decorating a household can be an intimidating prospect! Why not let your imagination (and your love of color) roam free? Unleash your creativity through sewing, crochet, and embroidery. With more than fifty do-it-yourself projects for living room, bedroom, kitchen, and even your car seats, *Fun with Yarn and Fabric* is the ultimate craft book for any home in need of an update. Learn to not only craft something new, but also renew, recreate, and reuse your old linens and blankets, thrift store clothing, and flea market finds. Featuring vibrant photographs and step-by-step instructions for designs of every style, *Fun with Yarn and Fabric* is perfect for every crafty decorator, regardless of age or experience. These whimsical DIY projects show you how to: Sew colorful patchwork Crochet a bedcover or a decorative seat cover Embroider a tie Decorate with knitted flowers Use needlework to make unique Christmas cards And oh-so-much more! So get ready to use a little color—and some yarn and fabric—to turn your house into a cozy home!




## Unleash Your Creativity: 3000 Words of Fun With Yarn And Fabric Ideas

Are you looking for a new and exciting craft project? Look no further because we have got you covered! In this article, we will explore the world of fun with yarn and fabric....




## A Puppy Called Wolfie - A Tale of Love and Loyalty

In a world where love and loyalty seem rare, a little puppy named Wolfie proved that the bond between humans and their furry friends is unbreakable. This...




## Trueluck Summer: Dive into the Magical Southern Historical Fiction

In the world of literature, there is a genre that has the power to transport us back in time and allow us to experience different epochs through...



## Madame Bovary Alma Classics Evergreens - A Captivating Tale of Love, Desires, and Tragedy

Madame Bovary Alma Classics Evergreens is a timeless masterpiece written by Gustave Flaubert. Originally published in 1856, this novel has...




## Navajo Rugs: The Essential Guide

Navajo rugs are a testament to the artistic prowess and cultural significance of the Navajo people. These exquisite handwoven textiles are not only stunningly beautiful...




## Practical Projects For Comfort And Care - Amazing DIY Ideas!

In today's fast-paced world, finding time to take care of ourselves and create a cozy environment at home can often be a challenge. However, with a little creativity and...



## The Fascinating World of The Cat In Charge: Meet Mary Frederick!

When it comes to feline royalty, there is one name that shines above the rest - Mary Frederick. This extraordinary cat has not only captured the hearts of cat...



## Discovering the Timeless Masterpiece: Goethe's Faust

Goethe's Faust stands as a monumental work of literature, encompassing intense themes of ambition, desire, and the human condition. With its enduring popularity, it has...