

Ultimate Guide: How to Start Up Your Very Own Lucrative Leather Crafting Business

Are you passionate about leather crafting and looking to turn your hobby into a successful business venture? Look no further! In this comprehensive guide, we will provide you with all the essential steps and tips to kickstart your leather crafting business and make it thrive. From acquiring the necessary skills to marketing your products effectively, we've got you covered.

1. Master the Craft

Before launching your business, it's crucial to become proficient in leather crafting. Spend time honing your skills and perfecting your techniques. Take classes, workshops, or even seek apprenticeships with experienced artisans. This will not only improve your craftsmanship but also allow you to learn various styles and techniques.

Invest in quality tools and materials. Having the right equipment will significantly enhance your efficiency and output. Research the best suppliers for leather hides, dyes, threads, and hardware. Building relationships with reliable suppliers ensures you have access to high-quality materials and can offer your customers products of exceptional quality.

LEATHER CRAFTING: Guide on how to start up leather crafting business

by Frédéric Mitterrand (Kindle Edition)


★★★★☆ 4.2 out of 5

Language : English

File size : 1362 KB

Text-to-Speech : Enabled

Enhanced typesetting : Enabled



| | |
|---------------|-----------------------------|
| Print length | : 13 pages |
| Lending | : Enabled |
| Screen Reader | : Supported |
| Hardcover | : 296 pages |
| Item Weight | : 1.46 pounds |
| Dimensions | : 6.14 x 0.69 x 9.21 inches |



2. Develop a Business Plan

A solid business plan is crucial for the success of any venture. Start by defining your target market and identifying your niche within the leather crafting industry. Determine whether you want to focus on creating custom-made leather goods, fashion accessories, or specialize in a specific style such as vintage or contemporary design.

Conduct market research to identify your competitors, their pricing strategies, and the demand for your products. This information will help you set realistic goals, determine your pricing, and create effective marketing strategies.

Include financial projections in your business plan. Estimate your startup costs, including expenses for tools, equipment, materials, and marketing. Determine how you will fund your business and forecast your revenue and expenses for at least the first year.

3. Establish your Workshop

Create a dedicated workspace for your leather crafting business. It can be a spare room, a garage, or a small rented space. Ensure that you have proper

lighting, ventilation, and enough space for your tools, supplies, and workbenches. Organize your inventory efficiently to maximize productivity.

Invest in a reliable sewing machine specifically designed for leather crafting. It will save you time and produce consistent stitches. Additionally, consider purchasing other specialized equipment like cutting tools, punches, and edge burnishers to enhance your craftsmanship.

4. Build an Online Presence

In the digital age, an online presence is crucial for any business, including leather crafting. Create a professional website showcasing your products, your story, and your contact information. Ensure that your website's design is visually appealing, easy to navigate, and mobile-friendly.

Optimize your website with relevant keywords related to leather crafting to improve your visibility in search engine results. Utilize the long descriptive keyword for alt attributes when optimizing your images, helping search engines understand the content of your images.

Utilize social media platforms to promote your brand and connect with potential customers. Share appealing images and videos of your creations, engage with your audience through comments and messages, and collaborate with influencers or bloggers in the industry to reach a wider audience.

5. Establish Partnerships and Attend Events

Networking is key to growing your leather crafting business. Join local artisan groups and attend craft fairs, exhibitions, and trade shows. This will allow you to meet other professionals in the industry, showcase your products, and potentially find opportunities for collaborations or partnerships.

Participate in online forums and communities dedicated to leather crafting. Engage in discussions, share tips, and offer advice. Networking in these communities can help you stay updated with the latest trends and gain valuable insights from experienced artisans.

6. Develop a Strong Brand

Create a memorable brand identity that sets you apart from your competitors. Consider factors such as your logo, color scheme, typography, and brand voice. Reflect your brand's personality and values in all your marketing materials, including packaging and promotional materials.

Offer exceptional customer service. Respond promptly to customer inquiries and handle any issues with professionalism and efficiency. Positive word-of-mouth recommendations can significantly boost your business, so aim to exceed your customers' expectations.

7. Market and Sell Your Products

Utilize various marketing strategies to promote your leather products. Attend local markets, pop-up shops, and craft fairs to showcase your craftsmanship and connect with potential customers. Collaborate with local boutiques, gift shops, or online marketplaces to sell your products.


Consider offering customization services to attract a niche market. Personalized leather goods make great gifts and are highly sought after. Create a portfolio of designs or templates that customers can choose from or offer bespoke customizations tailored to each customer's needs.

Invest in professional product photography. High-quality images help potential customers visualize your products and make informed purchasing decisions.

Showcase different angles, close-ups of intricate details, and lifestyle shots to highlight the craftsmanship and versatility of your products.

Establishing a leather crafting business requires a combination of artistic skill, dedication, and business acumen. By mastering the craft, developing a solid business plan, establishing your workspace, building an online presence, networking, developing a strong brand, and effectively marketing your products, you can turn your passion for leather crafting into a profitable venture.

Remember, success in the leather crafting industry takes time and perseverance. Be open to learning from others, continuously improve your skills, and adapt to changing market trends. With determination and a customer-centric approach, you can thrive as a leather crafting entrepreneur.



LEATHER CRAFTING: Guide on how to start up leather crafting business

by Frédéric Mitterrand (Kindle Edition)

★★★★☆ 4.2 out of 5

| | |
|----------------------|-----------------------------|
| Language | : English |
| File size | : 1362 KB |
| Text-to-Speech | : Enabled |
| Enhanced typesetting | : Enabled |
| Print length | : 13 pages |
| Lending | : Enabled |
| Screen Reader | : Supported |
| Hardcover | : 296 pages |
| Item Weight | : 1.46 pounds |
| Dimensions | : 6.14 x 0.69 x 9.21 inches |




You can learn leatherworking to create anything from practical projects to elaborate artwork. It is relatively inexpensive to start up and you can easily learn the basics and then apply them to more complex projects. You can use leather to make many things, such as footwear, clothing, shoes, bags, purses and books, as well as furniture. I will show you how to start leatherworking and how to set it up. Leatherworking is also known as leather craft. It involves the process of turning leather into useful objects or artwork using dyeing, carving and stamping techniques. Let's start with the basics of leatherworking You will soon be able apply your basic knowledge and techniques to many different projects once you have started leatherworking. Leatherworking tools are inexpensive, durable, and versatile enough to be used for many different projects.




Rate Monotonic Analysis: A Comprehensive Guide for Real-Time Systems

In the world of real-time systems, where accuracy and reliability are critical, rate monotonic analysis (RMA) plays a crucial role. It is a mathematical technique used to...



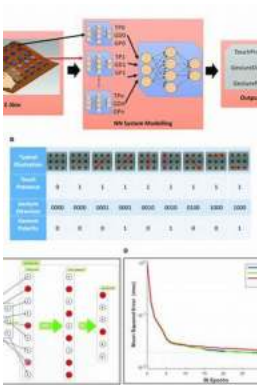
Discover the Inspiring Journey of the 12th Eurolan 2015 Summer School and Rumour 2015 Workshop in Sibiu, Romania this July 13!

The picturesque city of Sibiu in Romania is not only known for its breathtaking landscapes and rich cultural history, but also for hosting some of the most influential events...




Between Classical And Vernacular Language: Exploring the Richness of Linguistic Traditions

The Dichotomy of Classical and Vernacular Language Language, the foundation of human communication and expression, has evolved and diversified over...



Sparse Coding Method: Unleashing the Power of Efficient Representation

Imagine a world where data can be efficiently represented using only the most essential components. A world where complex datasets can be distilled into sparse...




Robert Lepage Scenographic Dramaturgy - A Storyteller's Masterpiece

Robert Lepage, the Canadian playwright, director, and actor, is renowned worldwide for his groundbreaking approach to scenographic dramaturgy....



Recommender System For Improving Customer Loyalty Studies In Big Data

Are you looking for effective ways to improve customer loyalty and maximize your business's success? Look no further! In this article, we will explore the power of...



Unlocking the Potential: Reinforcement Learning Of Bimanual Robot Skills

Robotic advancements have gained significant momentum over the years, transforming various industries by automating complex tasks. Reinforcement...



About the 17th International Conference ICCHP 2020 Lecco, Italy - September 11, 2020

Are you excited about the upcoming 17th International Conference ICCHP 2020? Well, we certainly are! This year, the conference will be held in the beautiful town of Lecco,...