

Transform Your Wardrobe with the Boatneck Blouson Top Lace Motif Crochet Pattern



If you're a crochet enthusiast looking to add a touch of elegance and style to your wardrobe, look no further than the Boatneck Blouson Top Lace Motif Crochet Pattern. This crochet project is an absolute must-have for anyone who loves a unique and fashionable twist on their clothing. Whether you're a seasoned

crochet veteran or just starting out, this pattern is guaranteed to leave you feeling proud and stylish.

Why Choose the Boatneck Blouson Top Lace Motif Crochet Pattern?

One of the biggest advantages of this pattern is its versatility. The Boatneck Blouson Top can be dressed up or down, making it suitable for any occasion. Whether you're going to a casual outing with friends or attending a formal event, this top will have you covered. The lace motif adds a touch of sophistication and femininity, making it a standout piece in your wardrobe.



Boatneck Blouson Top Lace Motif Crochet Pattern: A loose-fitting seamless lace crochet motif pattern with wide boatneck and belted waist.

by Kristen Stein (Kindle Edition)

★★★★★ 5 out of 5

Language : English
File size : 17578 KB
Text-to-Speech : Enabled
Screen Reader : Supported
Enhanced typesetting : Enabled
Print length : 59 pages
Lending : Enabled



Another reason to choose this pattern is the comfort it offers. Made with lightweight, breathable yarn, the Boatneck Blouson Top is perfect for the warmer months. It sits loosely on the body, providing a relaxed and comfortable fit while still maintaining a flattering silhouette. The boatneck design adds an additional trendy element to this already fabulous piece of clothing.

Creating Your Boatneck Blouson Top: A Step-by-Step Guide

Now that you're excited about this fantastic crochet pattern, let's dive into the creation process. To begin, gather the following materials:

- Yarn in your desired color (preferably a lightweight cotton or linen blend).
- Crochet hook suitable for your chosen yarn weight.
- Scissors and a yarn needle for finishing touches.

Once you have your materials ready, follow these easy steps:

1. Start by creating a foundation chain of the desired length for your top. This will determine the width and fit.
2. Work on the body of the top, using the lace motif crochet pattern provided. This lace motif will give your top its unique and stylish look.
3. Continue working on the body until you reach the desired length, keeping in mind the sleeves and neckline.
4. Once the body is complete, it's time to work on the sleeves. Follow the instructions in the pattern to create the perfect blouson sleeves.
5. Finally, finish off your creation by neatly weaving in any loose ends and trimming any excess yarn.

And just like that, you'll have a stunning Boatneck Blouson Top that is sure to turn heads.

Ways to Style Your Boatneck Blouson Top

Now that your beautiful creation is complete, let's explore some ways to style it:

- Pair it with high-waisted jeans or trousers for a chic casual look.
- Throw it over a maxi skirt to create an effortlessly elegant outfit.
- Layer it under a blazer or jacket for a more polished and professional ensemble.
- Add a statement belt to accentuate your waist and create a more defined silhouette.
- Accessorize with chunky jewelry or a colorful scarf to inject some personality into your outfit.

The possibilities are endless when it comes to styling your Boatneck Blouson Top. Experiment with different combinations to create looks that reflect your unique personality and fashion sense.

The Boatneck Blouson Top Lace Motif Crochet Pattern is a game-changer when it comes to adding creativity and style to your wardrobe. With its versatility, comfort, and the satisfaction of creating your very own unique piece, this crochet pattern is a must-try. Whether you're a crochet expert or a beginner, this project will leave you feeling accomplished and fashionable. So grab your crochet hooks and get ready to transform your wardrobe!



Boatneck Blouson Top Lace Motif Crochet Pattern: A loose-fitting seamless lace crochet motif pattern with wide boatneck and belted waist.

by Kristen Stein (Kindle Edition)

★★★★★ 5 out of 5

Language : English

File size : 17578 KB

Text-to-Speech : Enabled

Screen Reader : Supported

Enhanced typesetting : Enabled


Print length : 59 pages
Lending : Enabled



A seamless lace crochet granny square motif pattern for a boatneck top that can be worn with or without the crocheted belt. Unbelted, the top can be loose and flowy and worn layered over a tight fitting tank or camisole. Belted, the top has a blouson effect at the waist or hip depending on how you weave through the crocheted belt.

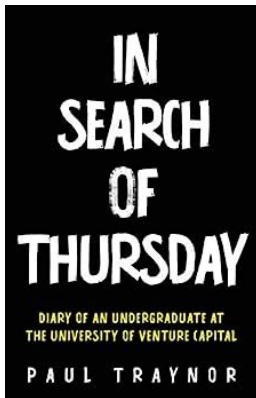
The top is written as a “one size fits most” with generous sizing. But, you can easily modify the pattern for larger sizes by increasing the thickness of the yarn, using a larger hook or adding additional rounds to each motif to your desired size. Additional motifs can also be added to increase the width or length of the garment if desired. To reduce the overall size of the garment, a smaller hook can be used, or the user can omit the final round of each motif when joining motifs. For comparison purposes, the pictures show the same top on a small/med frame mannequin and a L/XL mannequin.

Laid flat, unstretched, the garment measures 23.5”(59cm) in length from shoulder to base. The neck opening measures 12”(30cm) across. The underarm to underarm measurement across the front is 32”(80cm). The bottom perimeter measures 34.5”(86cm) from side to side.




Unlocking the Secrets of "Iola Leroy Or Shadows Uplifted": A Comprehensive Study Guide

Welcome to our in-depth study guide for Frances Harper's iconic novel, "Iola Leroy Or Shadows Uplifted". In this guide, we will explore the themes, characters, and...




In Search Of Thursday: Uncovering the Mysteries of Time

Are you fascinated by the concept of time? Do you often find yourself pondering the mysteries that lie within the hours, minutes, and seconds of our daily lives? If so,...



The Ultimate Guide to Carol Doak's Simply Sensational Patch: Enhance Your Quilting Skills with This Exquisite Companion

Quilting is a timeless craft that allows you to combine creativity, precision, and artistry. If you're an avid quilter or someone who aspires to become one, you've...




Katy Wild Foal: The Majestic Exmoor Ponies

Exmoor ponies are known for their grace, beauty, and strength. These wild horses can be found roaming the rugged hills of Exmoor National Park in England,...



Be Frank With Me: A Tale of Quirkiness and Redemption

: A Journey into Quirkiness Ever stumbled upon a book that instantly captures your heart and keeps you hooked until the last page? If you're a fan of...




What You Don't Know About Robert Stanek: The Untold Success Story

When it comes to literary talents, few authors can match the genius and versatility of Robert Stanek. Though his name may not be as familiar to the general public as...



78 Techniques To Learn Design Basic Crochet Collection

Are you ready to explore the fascinating world of crochet and learn 78 different techniques to create stunning designs? Look no further, for we have prepared an extensive...



Six Degrees Of Lost Linda Benson: A Captivating Journey Into the Unknown

Have you ever heard of the enigmatic Linda Benson? Her story is as captivating as it is mysterious. With countless unanswered questions and a web of connections spanning...

