

The Ultimate Guide to Tunisian Crochet Vol Basic Textured Stitches


Copyrighted Material

Tunisian Purl Stitch



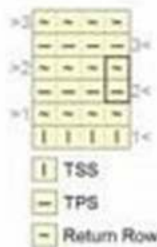
Tunisian Purl Stitches (TPS) are crocheted with the working yarn in front. Insert the hook from right to left in the front bar and pull up a loop, see the right picture above. Repeat with each stitch across. Chain any number of stitches.

Tunisian Purl Stripes

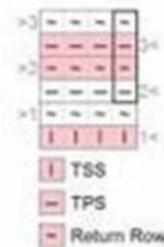


While working TPS, if you change the color at the left edge, the front shows a mottled pattern and the back is striped. Work the return chain at the end of the Forward Row with the new color. Chain any number of stitches.

1. **F:** Chain the desired number of sts and crochet the Foundation Row.
 1. **R:** Work sts off of the hook.
 2. **F:** Crochet a row of **TPS** in front bars, work the last stitch as edge stitch in front and back bar.
 2. **R:** Work sts off of the hook.
- Repeat row 2.



1. **F:** With **color 1** chain the desired number of sts and crochet the Foundation Row.
1. **R:** With **color 2** work sts off of the hook.
2. **F:** With **color 2** crochet a row of **TPS** in front bars, end with 1 edge st.
2. **R:** With **color 1** work sts off of the hook.
3. **F:** With **color 1** crochet **TPS**, end with 1 edge st.
3. **R:** With **color 2** work sts off of the hook. Repeat row 2 and 3.



9

Copyrighted Material

Tunisian crochet is a unique and versatile technique that combines the best of crochet and knitting. It uses a hook with a long cable, similar to a knitting needle, allowing you to work on longer stitches and create stunning textures. In this

volume of Tunisian crochet, we will explore basic textured stitches that will elevate your crochet projects to a whole new level.

Chapter 1: Tunisian Simple Stitch

The Tunisian Simple Stitch is the foundation stitch of Tunisian crochet. It creates a dense and fabric-like texture with a slight diagonal slant. Mastering this stitch is crucial for creating the following textured stitches.



TUNISIAN Crochet - Vol. 1: Basic & Textured Stitches by Petra Tornack-Zimmermann (Kindle Edition)

★★★★☆ 4.4 out of 5

Language : English

File size : 2150 KB

Text-to-Speech : Enabled

Screen Reader : Supported

Enhanced typesetting : Enabled

Print length : 112 pages

Lending : Enabled





In this chapter, we will cover the basic technique of the Tunisian Simple Stitch, along with variations and tips for troubleshooting common issues. You will also find project ideas that showcase the beauty of this stitch.

Chapter 2: Tunisian Purl Stitch

The Tunisian Purl Stitch is the counterpart to the knit stitch in traditional knitting. It creates a bumpy and textured fabric, perfect for adding depth to your crochet projects. Whether you want to create a cozy scarf or a textured blanket, this stitch will surely impress.



In this chapter, we will dive into the world of Tunisian Purl Stitch. Learn how to create the stitch with ease and experiment with different yarns to achieve unique textures. Get inspired by the projects designed specifically for the Tunisian Purl Stitch.

Chapter 3: Tunisian Knit Stitch

The Tunisian Knit Stitch mimics the look of knitting, allowing you to create beautiful garments and accessories. Unlike the Purl Stitch, the Knit Stitch forms a smooth and polished fabric, giving your creations a professional touch.



In this chapter, we will guide you through the steps to achieve the Tunisian Knit Stitch. From basic technique to more advanced stitch patterns, you will become proficient in creating a wide range of designs. Explore project ideas that highlight the versatility of this stitch.

Chapter 4: Tunisian Basketweave Stitch

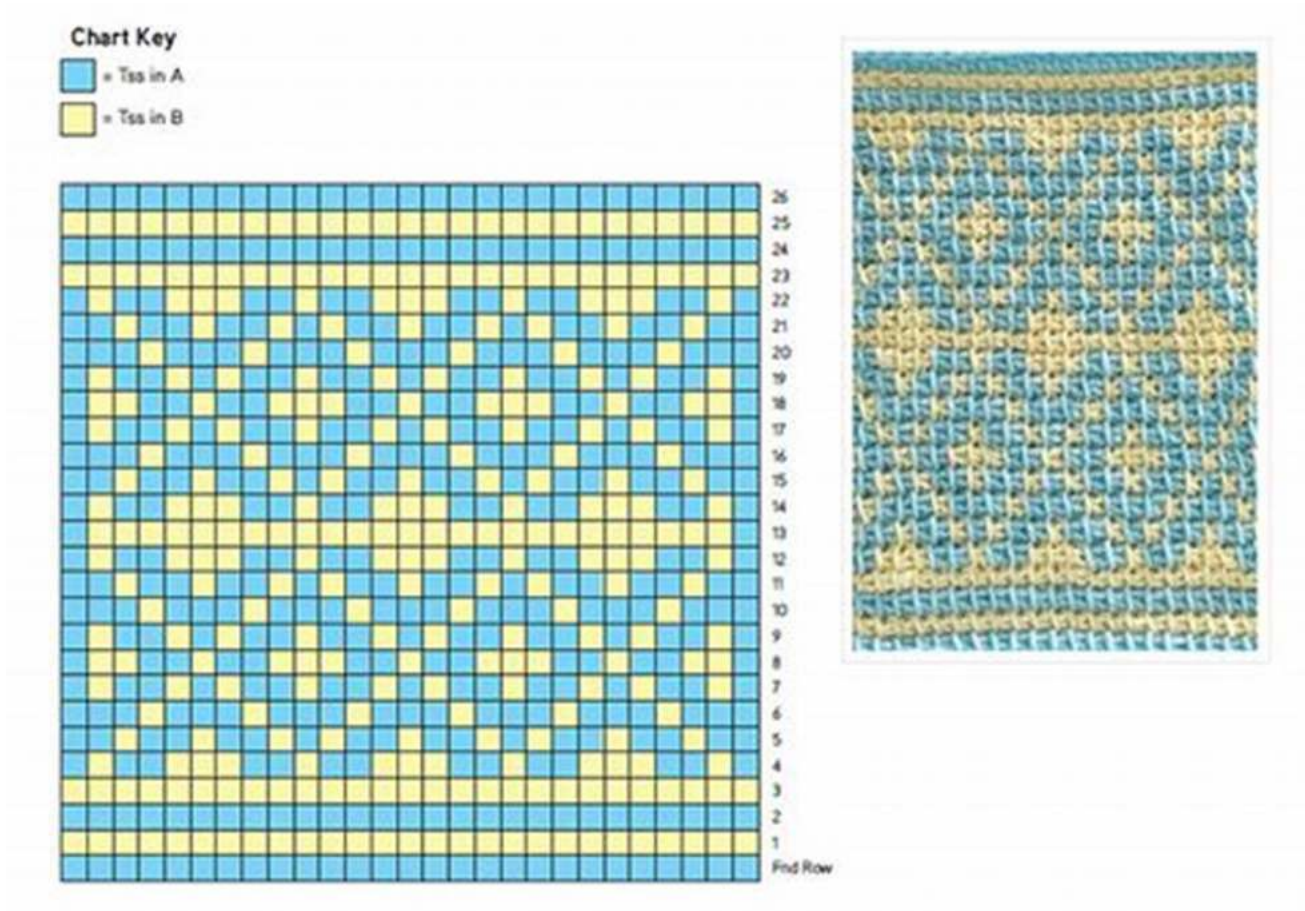
The Tunisian Basketweave Stitch creates a gorgeous woven texture reminiscent of classic basketry. This stitch is perfect for home decor items, such as pillows and blankets, as well as fashion accessories like scarves and shawls.



In this chapter, we will unravel the secrets of the Tunisian Basketweave Stitch. Learn how to create different basketweave patterns, play with color changes, and incorporate variations to add your personal touch. Find inspiration in the expertly curated projects that showcase the beauty of this stitch.

Chapter 5: Beyond the Basics

Once you have mastered the basic textured stitches, it's time to take your Tunisian crochet skills to the next level. In this chapter, we will explore advanced stitch combinations, innovative techniques, and creative applications.



Discover how to create intricate cables, lace patterns, and 3D textures using the Tunisian crochet technique. Explore unconventional materials and experiment with unique stitch combinations to create one-of-a-kind masterpieces.

Tunisian crochet offers endless possibilities for creating textured and visually stunning designs. By mastering the basic textured stitches presented in this volume, you will be able to elevate your crochet projects and unlock your creativity. So grab your Tunisian crochet hook and let your imagination run wild!



TUNISIAN Crochet - Vol. 1: Basic & Textured Stitches

by Petra Tornack-Zimmermann (Kindle Edition)

★★★★☆ 4.4 out of 5


Language : English

File size : 2150 KB

Text-to-Speech : Enabled
Screen Reader : Supported
Enhanced typesetting : Enabled
Print length : 112 pages
Lending : Enabled




The Tunisian crochet technique is very popular among a lot of crocheters. In addition to the basic stitch there are a variety of patterns with an interesting surface. Many of them look like knitted. Learn the basics of this technique in the introductory part and further explore a lot of possible stitch combinations. All patterns are explained in detail. A lot of pictures help to show where to insert the crochet hook. In addition each stitch pattern is given in a clear crochet diagram.



Unleashing the Artistic Potential: How To Make Money With Taxidermy

Are you someone who appreciates the beauty and intricacies of nature? Do you have a knack for preserving the essence of wildlife through art? If so, taxidermy might be the...



The Untold Story: How The First World Oil War Shaped History

In the grand annals of world history, there is one conflict that often goes overlooked - the First World Oil War. While most recognize the events that unfolded during World...



Week in Skiathos: Experiencing the Paradise in Stephen Towers

Are you ready for an unforgettable week in the picturesque island of Skiathos? Get ready to immerse yourself in the breathtaking beauty of Stephen Towers and indulge in a...



The Ultimate Guide to Tunisian Crochet Vol Basic Textured Stitches

Tunisian crochet is a unique and versatile technique that combines the best of crochet and knitting. It uses a hook with a long cable, similar...

Communication Skills For Product Managers




The Communication Skills That Product Managers Need To Succeed In Their Jobs In Order To Have A Successful Product

"Practical, proven communication techniques that will help you to become a successful product manager success"

Dr. Jim Anderson

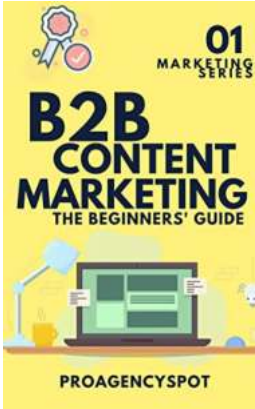
Master the Art of Communication: Essential Skills for Product Managers

In today's fast-paced business world, effective communication is crucial for success in any role. However, for product managers, communication skills are truly...




The Emerald Ace: The Adventures Of Mick Gallagher - A Thrilling Journey into the Unknown

Embark on an extraordinary adventure with "The Emerald Ace: The Adventures Of Mick Gallagher", a gripping and action-packed novel that will take you on a...



Craft Powerful B2B Content Marketing Strategy | B2B Content Marketing Funnel

In today's digital world, creating a powerful B2B content marketing strategy has become crucial for businesses looking to connect with their target audience. Content...



Knitting Unleashed: Adventures With Two Needles And An Attitude

Knitting, the age-old craft of creating fabric by interlocking loops of yarn, has taken on a new life in the modern era. Gone are the days when knitting was perceived as a...

tunisian crochet - vol. 1 basic & textured stitches

tunisian crochet vol 1