

The Ultimate Guide to Sewing Techniques and Patterns: Discover Your Creativity

Do you often find yourself in awe of beautifully crafted garments and accessories? Have you ever wondered how you can create your own unique pieces that reflect your personal style? Well, you're in luck! In this article, we will explore various sewing techniques and patterns that you can try to unleash your inner fashionista.



to Sewing

Sewing is an age-old craft that enables you to express your creativity while creating functional and stylish items. Whether you want to sew clothes, accessories, or home decor items, understanding different sewing techniques and patterns is essential.



Sewing Projects For Beginner: Sew Technique and Pattern You Can Try by Jennifer Chiaverini (Kindle Edition)

★★★★☆ 4.7 out of 5

Language	: English
File size	: 21860 KB
Text-to-Speech	: Enabled
Enhanced typesetting	: Enabled
Lending	: Enabled
Screen Reader	: Supported
Print length	: 49 pages
Paperback	: 96 pages
Item Weight	: 10.6 ounces
Dimensions	: 6.46 x 0.28 x 9.13 inches



Basic Sewing Techniques Every Beginner Should Know

Before diving into complex patterns and designs, it's important to start with some fundamental sewing techniques. Here are a few that every beginner should master:

1. Hand Stitching

Hand stitching is the foundation of sewing. Learning various hand stitches like running stitch, backstitch, and slip stitch will allow you to repair garments and sew basic projects. These stitches are also useful for adding decorative elements to your creations.

2. Machine Stitching

Using a sewing machine can significantly speed up your sewing process. Understanding how to operate a sewing machine, thread it correctly, and sew

straight and zigzag stitches will open up endless possibilities for your sewing projects.

3. Hemming

Hemming is the process of finishing a raw edge, typically found on garment hems or curtains. Learning how to hem garments properly will ensure that your creations have a neat and professional appearance.

4. Seam Finishing

Seam finishing techniques like zigzag stitch, overlocking, and French seams prevent fabric edges from fraying and add durability to your sewn items. Incorporating these finishes will give your projects a polished look.

5. Applying Zippers

Zippers are commonly used in clothing and accessories. Mastering techniques for installing different types of zippers, such as invisible and regular zippers, opens up opportunities for designing stunning garments.

Exploring Popular Sewing Patterns

Now that you have a solid understanding of basic sewing techniques, it's time to explore various sewing patterns. Sewing patterns serve as guides for creating garments and accessories. They provide detailed instructions and layouts for cutting and stitching fabric pieces.

1. Classic A-Line Dress

The classic A-line dress is a versatile pattern suitable for various occasions. Its simple yet elegant silhouette makes it a popular choice among beginners. You can experiment with different fabrics, lengths, and neckline variations to create your own unique dress.

2. Tote Bag

A tote bag is not only a practical item but also a great way to showcase your sewing skills. With numerous customization options in terms of size, fabric choice, and pockets, you can tailor it to suit your needs perfectly.

3. Patchwork Quilt

If you enjoy quilting, creating a patchwork quilt can be a satisfying project. Combining different fabrics and colors in intricate patterns allows you to make a truly one-of-a-kind quilt. It makes for a wonderful gift or a cozy addition to your own home.

4. Statement Skirt

A statement skirt is an excellent opportunity to experiment with vibrant prints and unique designs. From pleated to gathered, asymmetrical to high-low, the options are endless. Let your creativity run wild and create a skirt that reflects your personality.

5. Baby Clothes

Designing and sewing baby clothes can be a delightful experience. From onesies to dresses, you can create adorable outfits using soft fabrics and cute patterns. This is a great way to showcase your love and attention to detail.

Taking Your Sewing Skills to the Next Level

As you gain confidence in your sewing abilities, you can venture into more advanced techniques and patterns. Consider the following to enhance your sewing skills:

1. Tailoring

Tailoring involves customizing garments to fit perfectly. By learning techniques like taking accurate body measurements, adjusting patterns, and modifying clothing, you can create garments that flatter your body shape.

2. Embroidery

Embroidery is an art that adds intricate designs and embellishments to fabric. Learning various embroidery stitches and techniques allows you to add unique details to your sewing projects.

3. Draping

Draping is commonly used in fashion design to create patterns directly on a dress form. It involves manipulating fabric to achieve desired shapes and silhouettes. This technique can help you create original designs that showcase your creativity.

4. Vintage Sewing

Vintage sewing involves recreating styles from the past. Dive into the fascinating world of vintage patterns and garments to create unique, retro-inspired pieces that stand out from the crowd.

In

Learning different sewing techniques and exploring various sewing patterns is an exciting journey that takes you from a beginner to an accomplished sewist. With practice and experimentation, you can create beautiful garments and accessories that reflect your personal style. So, grab your needles, thread, and fabric, and let your creativity soar!

Sewing Projects For Beginner: Sew Technique and Pattern You Can Try by Jennifer Chiaverini (Kindle Edition)

★★★★☆ 4.7 out of 5

Language

: English



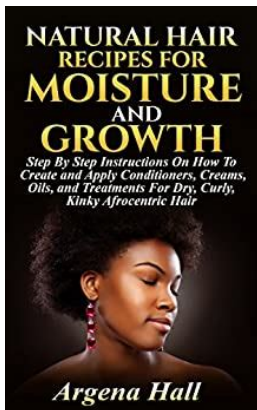
File size	: 21860 KB
Text-to-Speech	: Enabled
Enhanced typesetting	: Enabled
Lending	: Enabled
Screen Reader	: Supported
Print length	: 49 pages
Paperback	: 96 pages
Item Weight	: 10.6 ounces
Dimensions	: 6.46 x 0.28 x 9.13 inches



You may be trying to find things to keep your kid's minds (and fingers) busy. Have you considered sewing?

Kids are never too young when it comes to learning crafts, especially sewing. Sewing can not only bring hours of joy, it's also a practical life skill. These fun sewing ideas will help kids learn and develop dexterity and coordination. I've been on the lookout for some cute things they can start off with and the projects I've gathered here range in difficulty from toddlers to teens.

Once kids learn any one of these fun sewing projects, who knows these might even spark their imagination to come up with their own creations. So go find a kid and get your sewing on!



Discover the Ultimate Natural Hair Recipes for Moisture and Growth - Transform Your Hair Naturally!

Are you tired of struggling with dry, lifeless hair and longing for that luscious, healthy mane? Look no further! In this article, we will unveil the...



Feud The Grace Mysteries - Unraveling a Dark Secret

Welcome to the captivating world of Feud: The Grace Mysteries. This enthralling book series takes readers on a thrilling journey through the dark secrets of the...



The Ultimate Guide to Sewing Techniques and Patterns: Discover Your Creativity

Do you often find yourself in awe of beautifully crafted garments and accessories? Have you ever wondered how you can create your own unique pieces that reflect your...




Want to improve your spelling? Try these Test New Spelling Practice Papers!

Are you someone who struggles with spelling? Do you often find yourself misspelling common words? Well, worry no more! We have the perfect solution to boost your spelling...



Unveiling Wade And The Scorpion Claw: Embark on an Epic Adventure!

Are you ready to dive into a world of mystery, danger, and ancient artifacts? If so, prepare yourself for an exhilarating journey as we unveil the captivating tale of Wade...




The Law of Magnetism: Unlocking the Secrets of Attraction

Have you ever wondered why certain people or things seem to have an irresistible magnetic pull, effortlessly attracting positive outcomes their way? The answer lies in the...



Rude Rhymes Michael Pellegrino - The Controversial Rap Artist You Need to Know

When it comes to rap music, there is one name that stands out from the rest – Rude Rhymes Michael Pellegrino. This up-and-coming artist has taken the industry by storm with...



10 Unbelievable Stories Behind Gruesome Playground Injuries, Animals Out Of Paper, and Bengal Tiger At The Baghdad

Gruesome Playground Injuries, Animals Out Of Paper, and Bengal Tiger At The Baghdad are a trio of exceptional plays that have left a significant impact on the theatrical...