

The Ultimate Guide to Crochet Pattern Super Easy Filet Cardigan Pa873

Are you looking for an adorable and versatile crochet pattern? Look no further! In this article, we will explore the incredible Crochet Pattern Super Easy Filet Cardigan Pa873. This pattern is perfect for beginners and experienced crocheters alike, offering a simple yet stylish design that will become a staple in your wardrobe. Get ready to dive into the world of crochet and create a stunning piece that you'll love wearing for years to come!

What is the Crochet Pattern Super Easy Filet Cardigan Pa873?

The Crochet Pattern Super Easy Filet Cardigan Pa873 is a beautiful garment that combines simplicity with elegance. Designed to be easy to follow, this pattern is ideal for those who are new to crochet or want a quick project to work on. With its filet stitch design, this cardigan showcases a delicate yet sophisticated look that can be dressed up or down.

Why Choose the Crochet Pattern Super Easy Filet Cardigan Pa873?

There are several reasons why the Crochet Pattern Super Easy Filet Cardigan Pa873 stands out among other crochet patterns:

Maggie Weldon
PA873
crochet pattern

**SUPER EASY
FILET CARDIGAN**



Crochet Pattern Super Easy Filet Cardigan PA873-

R by Maggie Weldon (Kindle Edition)

★★★★☆ 4.7 out of 5

Language : English

File size : 674 KB

Text-to-Speech : Enabled

Screen Reader : Supported

Enhanced typesetting : Enabled

Print length : 10 pages



- **Easy to Follow:** Whether you're a beginner or an expert, this pattern provides clear and concise instructions, making it accessible to all skill levels.
- **Versatile Design:** The simple yet elegant design of this cardigan allows you to wear it for various occasions. Whether you dress it up for a formal event or incorporate it into your everyday style, it's a versatile garment that complements any outfit.
- **Quick to Make:** One of the great advantages of this pattern is that it can be completed relatively quickly. You'll enjoy the satisfaction of finishing a project in no time!
- **Comfortable Fit:** The Crochet Pattern Super Easy Filet Cardigan Pa873 is designed with comfort in mind. It drapes beautifully, offering a relaxed fit that flatters all body types.

Materials Needed

To complete this crochet pattern, gather the following materials:

- Yarn - Choose a soft and lightweight yarn suitable for the desired season.
- Crochet Hook - Select a hook that matches the yarn weight and your preferred tension.
- Scissors - Essential for cutting the yarn.
- Yarn Needle - Used for weaving in loose ends.
- Measuring Tape - For accurate sizing.

How to Crochet the Super Easy Filet Cardigan Pa873

Now, let's get started on creating this beautiful cardigan. Follow these step-by-step instructions:

1. Begin by selecting the appropriate size from the pattern instructions.
2. Make sure you have the necessary materials gathered and organized.
3. Start with the foundation chain, as indicated in the pattern.
4. Follow the pattern instructions to create the filet stitch pattern. This typically involves combining chain stitches and double crochet stitches to form the desired design.
5. Continue working row by row until you reach the desired length of your cardigan.
6. Always refer to the pattern for any specific details, such as increasing or decreasing stitches where necessary.
7. Once complete, finish off your work and weave in any loose ends.
8. Feel free to customize your cardigan by adding buttons, ribbons, or other embellishments.

Tips and Tricks for Success

To make the most of your Crochet Pattern Super Easy Filet Cardigan Pa873 experience, keep these helpful tips in mind:

- Read the pattern thoroughly before starting to familiarize yourself with the instructions.
- Practice the filet stitch before attempting the cardigan to get comfortable with the technique.

- Always check your gauge to ensure the correct sizing. Adjust your hook size if necessary.
- If you get stuck or have questions, don't hesitate to reach out to the crocheting community for assistance. Online forums and social media groups are great resources.
- Remember to enjoy the process! Crocheting is a relaxing and rewarding hobby.

The Endless Possibilities

With the Crochet Pattern Super Easy Filet Cardigan Pa873, you have endless opportunities to express your creativity. Experiment with different yarn colors, add unique details, or even modify the pattern to create a one-of-a-kind piece. The possibilities are truly limitless!

The Crochet Pattern Super Easy Filet Cardigan Pa873 is a must-have in any crocheter's collection. Its simplicity, versatility, and timeless design make it a go-to pattern for both beginners and experienced crafters. So, grab your crochet hook, choose your favorite yarn, and embark on a delightful journey of creating your very own Super Easy Filet Cardigan!

Maggie Weldon
Crochet & Co. LLC
PA873
crochet pattern

**SUPER EASY
FILET CARDIGAN**



Crochet Pattern Super Easy Filet Cardigan PA873-

R by Maggie Weldon (Kindle Edition)

★★★★☆ 4.7 out of 5

Language : English
 File size : 674 KB
 Text-to-Speech : Enabled
 Screen Reader : Supported
 Enhanced typesetting : Enabled
 Print length : 10 pages
 Lending : Enabled



This light sweater is very easy to make and requires no complex stitches. The cardigan pattern is very versatile because there are three lengths to choose from and you can use whatever color yarn you want in the sweater and edging. Make this pretty sweater to keep warm while adding a stylish touch to your outfit.

Original Crochet Designs By: Jennifer Edwards & Maggie Weldon

Skill Level: Easy

Note:

Finished Measurements and Instructions are given for Small, with Medium and Large in parentheses.

For example: Small (Medium, Large)

Sizes: To fit Bust - 34" (38", 42")

Length: Short Length: About 16½" (17½", 18½")

Medium Length: About 21½" (22½", 23½")

Long Length: About 26½" (27½", 28½")

Sleeve Length (from dropped shoulder seam):

Shorter Sleeve: About 10" (11", 12")

Longer Sleeve: About 18" (19", 20")

Materials: Worsted Weight Yarn:

Each ball = 3½ oz, 185 yd (100 g, 169 m)

Short Length

Main Color (MC) - 3 (3, 4) balls

Contrasting Color (CC) (optional) - 1 balls

(Noro Blossom and Noro Cash Iroho yarn used in model.)

Medium Length

Main Color (MC) - 4 (4, 5) balls

Contrasting Color (CC) (optional) - 2 balls

(Bernat CottonTots and TLC Cotton Plus used in model.)

Long Length

Main Color (MC) - 5 (5, 6) balls

Contrasting Color (CC) (optional) - 2 balls

(Lion Brand Recycled Cotton yarn used in model.)

Yarn Needle;

Buttons (optional) - 4 (6, 6)

Crochet Hooks:


Sizes H-8 (5.00 mm) and I-9 (6.00 mm) or sizes needed to obtain gauge.

Gauges:

With smaller hook - 12 sc = 4"

With larger hook:

For Mesh - 5 open blocks (ch 2, [dc, ch 2] 4 times)= 4"



Music Tourism And Country Music Main Street Leisure Studies In Global Era

In the age of globalization, music tourism has emerged as a powerful force driving cultural exploration and economic growth. Among the various genres...


Margaret Crochet
handmade & craft
PA873
crochet pattern

**SUPER EASY
FILET CARDIGAN**



The Ultimate Guide to Crochet Pattern Super Easy Filet Cardigan Pa873

Are you looking for an adorable and versatile crochet pattern? Look no further! In this article, we will explore the incredible Crochet Pattern Super Easy Filet...



Unofficial Hocus Pocus Cross Stitch - The Perfect DIY Project for Halloween Fanatics!

Are you a fan of the beloved Halloween classic "Hocus Pocus"? Do you love getting crafty and adding personalized touches to your home decor? If so, then you're in for a...



30 More Easy And Delicious Recipes Baking For Kids

When it comes to spending quality time with your kids, baking together can be a wonderful bonding activity. Not only does it allow you to create delicious treats, but it also...




Amazing World: Does It Really Exist?

Have you ever dreamt of an extraordinary world filled with breathtaking landscapes, captivating creatures, and enchanting mysteries? Well, get ready to embark...




The Fascinating Tales of the Future Cat Lady: A Glimpse into a Whimsical World

In a world where technology seems to dominate every aspect of our lives, the Tales of Future Cat Lady take us on a delightful journey to a different kind of...



Surviving Hollywood: Your Ticket To Success

Have you ever dreamed of making it big in Hollywood? The glitz, the glamour, the fame, and the fortune – it's an enticing world that promises so much. But...



Seattle Music Venues - Capturing the Sound of America

Seattle, known as the birthplace of grunge, has a vibrant music scene that has attracted the attention of music enthusiasts from all over the world. From iconic rock bands...

[crochet patterns super easy](#)

[easy crochet pattern for super bulky yarn](#)

[super easy crochet pattern free](#)