

The Ultimate Guide to Building Simple Modern and Survival Houses in Minecraft

Are you a fan of Minecraft and want to impress your friends with unique and awe-inspiring houses? Look no further! In this article, we will explore the ins and outs of building simple modern houses and survival houses in Minecraft. Whether you are a beginner or an experienced player, you will find valuable tips and inspiration to create your dream houses.

Understanding the Basics

Before we dive into the specific house designs, let's first understand the basics of Minecraft building. Minecraft is a sandbox video game that allows players to build and explore virtual worlds made up of blocks. The possibilities are limitless when it comes to building structures, including houses.

When starting a new building project, it's crucial to gather essential resources such as wood, stone, and glass. These materials will serve as the foundation for your creations. Ensure that you have enough supplies before beginning the construction process.



Minecraft: Minecraft Simple Modern House and Survival House by Alastair Butler (Kindle Edition)

★★★★☆ 4.1 out of 5

Language : English
File size : 60863 KB
Text-to-Speech : Enabled
Enhanced typesetting : Enabled
Lending : Enabled
Print length : 1358 pages
Screen Reader : Supported
Item Weight : 11.4 ounces

Dimensions : 6.3 x 0.39 x 8.66 inches

X-Ray for textbooks : Enabled



Additionally, having a clear plan and design in mind will make the building process smoother and more efficient. Take some time to sketch out your ideas on paper or use Minecraft's creative mode to experiment with different layouts and styles. Planning ahead will save you from potential headaches and frustration.

Building a Simple Modern House

Modern architecture has become increasingly popular in Minecraft as players strive to create sleek and stylish houses. Follow these steps to build your very own simple modern house:

Step 1: Choosing the Location

When selecting a location for your modern house, consider factors such as proximity to resources and the surrounding landscape. You may want to build near a water source, mountains, or forests to enhance the visual appeal of your house.

Remember to leave enough space for your design to unfold. Modern houses often have clean lines and open spaces, so make sure you have enough room to bring your vision to life.

Step 2: Laying the Foundation

Start by laying the foundation of your house using your preferred building material. For a modern aesthetic, concrete or stone slabs can be excellent

choices. Experiment with different colors and textures to find what suits your taste.

The foundation should be proportional to the size of your house, so keep that in mind as you build. You can make it as large or small as you want, but try to maintain a balanced and visually appealing structure.

Step 3: Constructing the Walls

The walls of your modern house should be made of materials that complement the overall design. Glass panes or blocks can be used to create a sense of openness and allow natural light to flood the interior.

Combine glass with other materials such as wood or concrete for a stunning contrast. Remember to incorporate large windows and interesting shapes to add visual interest to your modern house.

Step 4: Crafting the Interior

The interior of your modern house should reflect its contemporary style. Consider using furniture blocks and decorative items to create a cozy yet modern atmosphere. Don't forget to allocate space for essential rooms like a bedroom, kitchen, living area, and bathrooms.

Experiment with different color schemes and textures to make the interior visually appealing. Modern houses often embrace minimalism, so try to keep the clutter to a minimum while still ensuring functionality.

Step 5: Adding the Final Touches

To truly make your modern house stand out, pay attention to the small details. Add outdoor landscaping elements such as gardens or swimming pools. Enhance

the exterior with lighting fixtures and pathways.

Don't be afraid to think outside the box and let your creativity shine. The final touches will bring your modern house to life and make it a unique creation in the Minecraft world.

Create an Impenetrable Survival House

In survival mode, fortifying your house is essential to protect yourself from hostile mobs and other players. Follow these steps to build a survival house that will keep you safe:

Step 1: Select a Strategic Location

When choosing a location for your survival house, aim for a spot that offers natural advantages for defense. Consider building your house on top of a mountain or an island, as these locations are more difficult for mobs to reach.

Ensure that your house is near essential resources like water and trees for crafting tools and food. Proximity to these resources will play a significant role in your long-term survival.

Step 2: Reinforce the Walls and Entrances

When it comes to survival houses, security is of the utmost importance. Reinforce the walls of your house with stone or other durable materials to withstand attacks from mobs and players.

Create multiple entrances, but include a strategic entrance that is difficult for enemies to access. Utilize trapdoors, hidden doors, or even redstone mechanisms to create a secure pathway for yourself.

Step 3: Incorporate Defensive Features

Consider adding defensive features to your survival house to thwart incoming threats. This can include building a moat, setting up a perimeter of fences, or even constructing a watchtower to keep an eye on your surroundings.

Protective measures such as these will give you an advantage against hostile mobs and provide a safe environment for you to thrive.

Step 4: Create Underground Storage

In survival mode, it's vital to have a secure place to store your valuable items. Consider creating an underground storage area beneath your survival house. Use chests and barrels to organize your resources and ensure they are safe from potential theft or destruction.

Divide your storage area into different sections for easy access and navigating. Label chests and use signs to help you find items quickly, especially during crucial moments in the game.

Step 5: Make It Self-Sufficient

A survival house should provide you with everything you need to survive and thrive. Consider creating a self-sufficient environment by including farms, animal pens, and even automatic food and resource generators.

Having a self-sufficient setup will minimize the need to venture far for essential resources, enhancing your chances of long-term survival.

Whether you're dreaming of a sleek modern sanctuary or a secure survival hideout, constructing your ultimate Minecraft house is an adventure in itself. By understanding the basics, planning meticulously, and using your imagination, you can build the house of your dreams.

Remember to experiment with different materials and designs to create a unique visual experience. Minecraft offers unparalleled creative freedom, so let your creativity run wild as you embark on the journey of building the perfect house.

Now, start gathering resources and get building – your masterpiece awaits you in the wonderful world of Minecraft!



Minecraft: Minecraft Simple Modern House and Survival House by Alastair Butler (Kindle Edition)

★★★★☆ 4.1 out of 5

Language	: English
File size	: 60863 KB
Text-to-Speech	: Enabled
Enhanced typesetting	: Enabled
Lending	: Enabled
Print length	: 1358 pages
Screen Reader	: Supported
Item Weight	: 11.4 ounces
Dimensions	: 6.3 x 0.39 x 8.66 inches
X-Ray for textbooks	: Enabled



Minecraft Simple Modern House and Survival House


1. Minecraft How to Build a Simple Modern House Modern House Survival Tutorial
2. Minecraft How to Build a Simple Starter House Campsite Survival Tutorial
3. Minecraft How to Build a Simple Starter House Survival Tutorial
4. Minecraft How to Build a Simple Survival Hobbit Home
5. Minecraft How to Build a Simple Survival House Starter House Tutorial
6. Minecraft How to Build a Simple Wooden Base Wooden Base Survival Tutorial

7. Minecraft How to Build a Small Survival House
8. Minecraft How to Build a Stone House Simple Survival Stone House Tutorial
9. Minecraft How to Build a Survival Base Large Wooden House Tutorial 279
10. Minecraft How to Build a Survival Copper House
11. Minecraft How to Build a Survival House Large Wooden House Tutorial
12. Minecraft How to Build a Survival Mossy House
13. Minecraft How to Build a Taiga Cabin Wooden House Simple Survival Tutorial
14. Minecraft How to Build a Winter Underground Base Simple Survival Base Tutorial
15. Minecraft How to Build a Wooden Base Large Survival House Tutorial




The Ultimate Guide to Building Simple Modern and Survival Houses in Minecraft

Are you a fan of Minecraft and want to impress your friends with unique and awe-inspiring houses? Look no further! In this article, we will explore the ins and outs of...



Billy And Ben On The Farm - A Wholesome Adventure

: Exploring the World of Billy and Ben Step into the idyllic world of Billy and Ben on the farm, where two young adventurers embark on a heartwarming journey...



The Lunatic Express: A Journey to Remember

The Lunatic Express, written by Charles Miller, is a captivating account of a remarkable expedition across Africa. Miller shares his incredible journey...




Canada Diary: Chasing The Simple Life

In today's fast-paced world, many individuals find themselves yearning for a simpler and more peaceful way of life. The hustle and bustle of urban settings can often become...




The Porridge Plot Alma Flor Ada: A Deliciously Engaging Tale of Mystery and Adventure

Are you ready to dive into a world of mystery, adventure, and of course, mouthwatering porridge? Look no further than "The Porridge Plot" by the talented author, Alma Flor...




Relocating To London: A Comprehensive Guide - Tips from Daniel Davidson

Are you considering moving to the bustling city of London? Look no further, as this article will provide you with all the information you need to know about relocating to the...



Red Hot Cold Call Selling - The Surefire Way to Boost Sales

Are you tired of wasting your precious time on ineffective sales methods? Do you want to discover a powerful strategy that can skyrocket your sales? Look no...



The Astonishing Tales of Stephen Archer: Uncover the Mysteries of Life

Stephen Archer has long been hailed as a unique and captivating storyteller. With his gripping narratives and vivid imagination, Archer takes readers on unforgettable...