


# The Ultimate Guide on How To Crochet Left Handed Patterns

Are you a left-handed person who has always wanted to learn how to crochet? Look no further! In this comprehensive guide, we will take you through all the steps to create beautiful crocheted patterns with your left hand. Whether you're a beginner or have some experience in crochet, we've got you covered.

## Why Is Crocheting Left Handed Important?

Crocheting left-handed can make a huge difference in your overall experience and comfort level. For left-handed individuals, following right-handed instructions can be challenging and may lead to frustration.

When you learn how to crochet left-handed, you'll be able to follow patterns more easily and adjust techniques to suit your dominant hand. This will not only make the process more enjoyable but also allow you to create stunning crochet pieces.



## Left-Handed Crochet Stitches: How to Crochet Left-Handed Patterns: Crochet Left-Handed Patterns and Guide by Mona Lisa Harding (Kindle Edition)

★★★★★ 5 out of 5

Language : English  
File size : 19415 KB  
Text-to-Speech : Enabled  
Screen Reader : Supported  
Enhanced typesetting : Enabled  
Print length : 48 pages  
Lending : Enabled



## **Getting Started: Choosing the Right Hooks and Yarns**

One of the first steps in crocheting left-handed patterns is selecting the right tools. When it comes to hooks, it's important to choose ones that are comfortable to hold and easy to work with. Look for hooks that have ergonomic grips, allowing you to crochet for long periods without straining your hand.

As for yarns, opt for those that are soft and pliable. Acrylic and cotton yarns are great choices for beginners as they are easy to work with and have good stitch definition. Experiment with different yarn weights and textures to find what suits your style.

## **Mastering the Left-Handed Crochet Techniques**

Now that you have your hooks and yarn ready, it's time to learn the left-handed crochet techniques. Follow these steps to get started:

1. Hold the crochet hook in your left hand, ensuring a comfortable grip.
2. Make a slipknot and slide it onto the hook.
3. Hold the working yarn with your left hand and secure it with your thumb and forefinger.
4. Insert the hook under the stitch in the previous row or chain.
5. Yarn over, bringing the yarn from back to front over the hook.
6. Pull the hooked yarn through the stitch, creating a loop on the hook.
7. Repeat these steps for each stitch, following the pattern instructions.

## **Troubleshooting Common Issues**

As a left-handed crocheter, you may encounter a few challenges along the way. Here are some common issues and how to overcome them:

1. Twisted Stitches: Ensure that you are inserting the hook correctly and pulling the yarn through the loop in the correct direction.
2. Tension Problems: Practice maintaining consistent tension by adjusting how tightly you hold the yarn and hook.
3. Reading Patterns: When working with right-handed patterns, mentally reverse the instructions or find left-handed patterns online.

## Expanding Your Skills with Left-Handed Patterns

Once you feel confident in your left-handed crochet abilities, it's time to explore new patterns. From blankets and scarves to amigurumi and clothing, there are endless possibilities.

Consider joining local crochet groups or online communities where you can connect with fellow left-handed crocheters. Sharing tips, patterns, and experiences can help you gain more inspiration and broaden your creativity.

Crocheting left-handed is not only possible but can be incredibly rewarding and enjoyable. With the right tools, techniques, and plenty of practice, you'll be creating stunning left-handed crochet patterns in no time.

So, grab your hooks and yarn, follow the steps outlined in this guide, and embark on your crocheting journey as a proud left-handed crocheter!


### **Left-Handed Crochet Stitches: How to Crochet Left-Handed Patterns: Crochet Left-Handed Patterns and Guide** by Mona Lisa Harding (Kindle Edition)

★★★★★ 5 out of 5

Language : English

File size : 19415 KB


Text-to-Speech : Enabled



Screen Reader : Supported  
Enhanced typesetting: Enabled  
Print length : 48 pages  
Lending : Enabled



A beginner's guide to crochet for left-handed people that features how to crochet a chain stitch, slip stitch, single crochet, double crochet, and treble crochet stitch. This guide also includes twelve patterns, an abbreviations key, and step-by-step pictures to help you learn




## Unlock the Secrets of Wolfspell: Immerse Yourself in the World of Viking Magic

Are you ready to embark on an unforgettable journey to a world filled with Viking magic and mysticism? Look no further than Wolfspell, the latest masterpiece from renowned...




## The Ultimate Guide on How To Crochet Left Handed Patterns

Are you a left-handed person who has always wanted to learn how to crochet? Look no further! In this comprehensive guide, we will take you through all the steps to create...




## Discover the Fascinating History of Wessex Buses' Mainland National Bus Company Fleets from 1970 to 1985

Caption: Wessex Buses Logo - Wikimedia Commons When it comes to the history of transportation in the United Kingdom, Wessex Buses plays a significant...



## The Kawasaki Triples Bible: A Must-Have Guide for Two-Wheel Enthusiasts

Are you a fan of Kawasaki motorcycles? Do you want to know everything about the iconic Kawasaki Triples? Look no further than 'The Kawasaki Triples Bible' by Alastair Walker....



## Revolutionizing the Internet of Things: SQL Arduino Programming

The Internet of Things (IoT) has become an integral part of our daily lives, connecting devices and enabling communication between the physical and digital worlds. One of the...



## Keeping Track Of Megellan - The Adventurous Journey

The world is filled with stories of explorers and adventurers who went on daring expeditions to discover new lands and expand the boundaries of human knowledge. One such...

## LEAN SIX SIGMA

HOW TO IMPROVE QUALITY MANAGEMENT, LEAN ANALYTICS,  
LEAN ENTERPRISE, LEAN STARTUP, KAIZEN, RAZEN, AND  
INCREASE PERFORMANCE.



LIONEL YOUNG

## How to Improve Quality Management: Lean Analytics, Lean Enterprise, Lean Startup

Quality management is a vital aspect of any organization, ensuring that products or services meet or exceed customer expectations. In an ever-evolving business...



## The Audience of Theatre Quotations - Unveiling the Power of Words

The stage has always been a platform for artists to transport audiences into different realms of emotions, thoughts, and experiences. Within the world of theatre, no element...