


The Ultimate Dancing Dolphin Napkin Holder Plastic Canvas Pattern: Create an Oceanic Atmosphere to Your Dining Table!

Are you looking to add a touch of elegance and charm to your dining table? Do you love DIY crafts and enjoy creating unique and eye-catching items? If so, we have the perfect project for you! Introducing the Dancing Dolphin Napkin Holder Plastic Canvas Pattern, a creative and fun way to bring the beauty of the ocean to your dining experience.

With its breathtaking design featuring adorable dolphins dancing gracefully amidst waves, this napkin holder will capture the attention of your guests and spark conversations. The plastic canvas material ensures durability and longevity, allowing you to enjoy your creation for years to come.

Creating this napkin holder is not only a delightful DIY project but also a relaxing and therapeutic activity. The intricate details of the pattern will captivate your attention, providing a much-needed escape from the busyness of everyday life. So grab your crafting supplies and let your creativity flow!



Dancing Dolphin Napkin Holder: Plastic Canvas Pattern by Dancing Dolphin Patterns (Kindle Edition)

★★★★☆ 4.5 out of 5

Language : English

File size : 5472 KB

Text-to-Speech: Enabled

Screen Reader: Supported

Print length : 7 pages



The Dancing Dolphin Napkin Holder Pattern: A Detailed Exploration

Before diving into the project, let's take a closer look at the pattern itself. The Dancing Dolphin Napkin Holder Plastic Canvas Pattern is designed to be beginner-friendly, making it accessible to all skill levels. Whether you're an experienced crafter or a novice looking to start a new hobby, this pattern is perfect for you.

The pattern includes step-by-step instructions that guide you through each stage of the creation process. From cutting the plastic canvas to stitching the dolphins, the detailed illustrations accompanying the instructions ensure you never miss a beat!

Moreover, the pattern incorporates vivid colors and carefully chosen threads to truly bring the dolphins to life. The contrasting shades of blue and white mimic the ocean's waves, adding a touch of authenticity and creating a soothing and serene atmosphere in your dining space.

Materials Needed

So, what do you need to get started on this exciting project? Here are the materials you'll require:

- Plastic canvas sheets
- Tapestry needle
- Embroidery floss in various colors
- Scissors
- Napkin holder base

The Step-by-Step Creation Process

Now that you have the necessary materials, let's dive into the creative process and bring those dolphins to life:

1. Begin by printing out the Dancing Dolphin Napkin Holder Plastic Canvas Pattern. Ensure the pattern is the correct size and then cut it out carefully.
2. Place the pattern over the plastic canvas sheet and secure it with tape or pins to prevent any movement during the tracing process.
3. Trace the pattern onto the plastic canvas using a pen or marker. Be sure to mark all the details accurately to ensure a perfect representation of the dolphins.
4. Once the pattern is transferred, start stitching the dolphins using the embroidery floss. Follow the instructions provided in the pattern, changing thread colors as needed to create the desired effect.
5. Cut out any excess plastic canvas around the dolphins, leaving enough space for the napkins to be inserted into the holder.
6. Attach the completed plastic canvas dolphins onto the napkin holder base, using glue or small stitches. Ensure they are secure and aligned properly.
7. Allow the glue to dry completely, or secure the dolphins with additional stitches. This step will guarantee the longevity of your creation.
8. And voila! Your Dancing Dolphin Napkin Holder is ready to shine on your dining table.

Add Your Personal Touches


While the pattern itself is stunning, don't be afraid to add your personal touch to make the napkin holder truly unique. You can experiment with different thread

colors, add embellishments, or even customize the dolphins to resemble specific species you love.

Additionally, you can create a whole theme around your dancing dolphin napkin holder, incorporating other oceanic elements into your dining table decor. Seashells, blue tablecloths, and nautical centerpieces are just a few ideas to get you started!

The Dancing Dolphin Napkin Holder Plastic Canvas Pattern is the perfect DIY project for those looking to unleash their creativity and bring a mesmerizing oceanic atmosphere to their dining table. This fun and engaging activity will not only provide a unique and eye-catching piece for your home but also offer therapeutic benefits as you immerse yourself in the world of plastic canvas crafting.

So, why wait? Dive into this exciting project today and transform your dining experience with the beautiful Dancing Dolphin Napkin Holder!



Dancing Dolphin Napkin Holder: Plastic Canvas Pattern by Dancing Dolphin Patterns (Kindle Edition)

★★★★☆ 4.5 out of 5

Language : English

File size : 5472 KB

Text-to-Speech : Enabled

Screen Reader : Supported

Print length : 7 pages



Here is one of the prettiest napkin holders you'll ever see. Cool ocean blue background looks like waves in the ocean with a cute dolphin swimming along

with sea shells, & starfishes decorating the outside. Stitch this plastic canvas pattern using 7 count plastic canvas mesh.



The Scoop On Ice Cream: A Delicious Journey into the World of Frozen Delights

Ice cream is undoubtedly one of the most beloved desserts around the world. Its creamy texture, refreshing flavors, and infinite topping possibilities make it the perfect...




Art Crime And Jewish Apostasy In Renaissance Italy Tatti Studies In Italian

The Renaissance period of Italy was characterized by an explosion of artistic expression and cultural renewal. The birthplace of the Renaissance,...




Sharpening Your Sales Skills - The Secret to Success

Are you ready to take your sales career to the next level? The ability to close deals effectively is a crucial skill for any salesperson. Whether you are an experienced...




The Forest Of Enchantments: Unraveling the Mysteries of Chitra Banerjee Divakaruni's Magical Tale

Chitra Banerjee Divakaruni's latest masterpiece, "The Forest Of Enchantments," takes readers on a mesmerizing journey through a vividly depicted mythical world. Spanning...



11 Maths Quick Practice Tests Age 10 For The Cem Assessment Tests Letts 11


Are you preparing your child for the Cem Assessment Tests and looking for effective study materials? Letts 11 offers a comprehensive preparation book, "11 Maths Quick..."



Unraveling Controversial Conspiracies: Enders Starters Lissa Price


In the realm of dystopian literature, few authors have managed to captivate readers as masterfully as Lissa Price with her remarkable series, Enders Starters. With a...

SOLOMON'S



The Remarkable Solomon Robot Adam Griffith

Artificial Intelligence (AI) is revolutionizing the world in countless ways. From self-driving cars to voice assistants, AI has become an integral part of our daily...



Unlocking the Secrets of Multicultural Marketing: A Practical Guide to Success

Living in an increasingly diverse world, it is essential for businesses to embrace multicultural marketing in order to stay competitive. In this practical guide, we will delve...