

The Ultimate C2C Crochet Guide for Beginners: Learn the Art of Corner-to-Corner Crocheting




to Corner-to-Corner (C2C) Crochet

Crocheting has always been a popular craft among creative individuals who love to work with yarn and create beautiful items. Corner-to-corner (C2C) crochet is a technique that has gained massive popularity in recent years. It allows crafters to create intricate patterns and stunning designs using simple stitches.

The Magic of C2C Crochet

C2C crochet involves working diagonally, starting from one corner of your project and gradually increasing rows to create a square or rectangular piece. This technique is a game-changer for crocheters, as it enables you to work with a variety of colors and create beautiful pixelated designs or detailed graphs.



C2C CROCHET GUIDE FOR BEGINNERS : EASY C2C CROCHET PROJECT GUIDE

by Rabbit Goody (Kindle Edition)

★★★★★ 5 out of 5

Language : English

File size : 8393 KB

Text-to-Speech : Enabled

Screen Reader : Supported

Enhanced typesetting : Enabled

Print length : 76 pages

Lending : Enabled



Whether you're an experienced crocheter or a complete beginner, this comprehensive C2C crochet guide will take you through the process step-by-step, offering easy-to-follow instructions and helpful tips along the way.

Materials You'll Need

Before you begin your C2C crochet journey, make sure you have the following materials ready:

- Yarn (preferably worsted weight)
- Crochet hook (size appropriate for your yarn)
- Scissors
- Tapestry needle
- Graph paper (optional)

Step-by-Step Instructions

Now, let's dive into the C2C crochet process:

1. Start with a slipknot and chain 6.
2. Crochet a double crochet (dc) into the 4th chain from your hook. This forms your first block.
3. Chain 3 and turn your work.
4. Double crochet 3 times into the chain-3 space of the previous row.
5. Chain 3, turn your work, and double crochet 3 times into the same chain-3 space.
6. Repeat steps 3-5 to add more blocks and increase the size of your fabric.
7. Continue following your pattern or graph, changing colors as needed.
8. When your project reaches the desired size, start decreasing by skipping the first block on every row until you have completed all rows.
9. Fasten off and weave in any loose ends.

Helpful Tips

- Choose contrasting colors to make your C2C design pop.
- Use a stitch marker to keep track of your chain-3 spaces.
- Experiment with different yarn weights and crochet hook sizes to achieve your desired fabric texture.
- Practice reading graphs for more intricate designs.
- Don't be afraid to try unique color combinations and create your own patterns.

Easy Patterns to Get You Started

If you're a beginner, it's best to start with simple patterns to grasp the basic technique. Here are a few ideas to get you started:

- A rainbow-themed baby blanket
- A pixelated heart cushion cover
- A geometric patterned scarf
- A floral design coaster set



C2C crochet opens up a world of possibilities for crocheters of all skill levels. With this comprehensive guide, you now have the knowledge and confidence to embark on your own C2C crochet projects. Remember to practice, experiment, and have fun with your creations. Happy crocheting!

Author: Your Name

Published: Date



C2C CROCHET GUIDE FOR BEGINNERS : EASY C2C CROCHET PROJECT GUIDE


by Rabbit Goody (Kindle Edition)

★★★★★ 5 out of 5

Language : English
File size : 8393 KB
Text-to-Speech : Enabled
Screen Reader : Supported
Enhanced typesetting : Enabled
Print length : 76 pages
Lending : Enabled




EASY C2C CROCHET PROJECT GUIDE In this practical project guide, I will be teaching you easy C2C crochet techniques to help you create beautiful projects for your homes and offices. The instructions are beginner friendly and all the projects are detailed with illustrative clear images. Click **BUY NOW** to grab your copy



Uncovering Little Bitty Lies: Secrets, Scandals, and Redemption You Won't Believe!

Are you ready to embark on a rollercoaster of emotions and immerse yourself in a world of deception, secret affairs, and unexpected redemption? Look no further than the...




The Ultimate C2C Crochet Guide for Beginners: Learn the Art of Corner-to-Corner Crocheting

to Corner-to-Corner (C2C) Crochet Crocheting has always been a popular craft among creative individuals who love to work with yarn and create beautiful...



Cute Dog Reader Sight Word Reader Reading Practice With 100 Sight Words Teach

Do you want to make learning sight words a fun and engaging experience for your child? Look no further! Our cute dog reader sight word reader will not only captivate your...




Solution Manual And Notes For: The Ultimate Study Guide for Academic Success

Are you struggling to keep up with your academic courses? Do you find it difficult to grasp complex concepts or solve challenging problems? Fear not, because we have the...




Unveiling the Wonders of South America: A Journey Beyond Imagination

Have you ever dreamed of exploring the diverse landscapes, rich cultures, and ancient history of South America? Brace yourself for an unforgettable adventure as we dive into...




Horoscopes For The Dead Poems: Unveiling the Mysteries of the Afterlife

Have you ever wondered what lies beyond the realms of life? What secrets do the dead hold, and could they possibly communicate with the living? If you are intrigued by the...



This Medal Is For You Papa

Most of us have grown up hearing stories about superheroes and their heroic deeds. From saving lives to protecting the weak, these fictional characters have always inspired us...



The Story of Looney Tunes: A Timeless Legacy

Looney Tunes, a beloved and iconic animated franchise, has captured the hearts of audiences for over eight decades. With its unique blend of comedy, wit, and memorable...