

# The Most Delicate Snowflakes Crochet Pattern: Make Winter Magical with these Beautiful Crochet Symbol Charts


Winter is a time of wonder and enchantment. As snowflakes gently float from the sky, they transform the world into a wintery paradise. Recreating these delicate creations through crochet can bring a touch of magic to your home. In this article, we will explore the art of crocheting snowflakes, providing you with a delightful crochet pattern and crochet symbol charts to guide you through the process.

## The Artistry of Crocheting Snowflakes

Crocheting snowflakes allows you to combine the beauty of nature with your crafting talents. The intricate patterns and delicate details of snowflakes make them a perfect project for those who appreciate the artistry of crochet. Whether you're a beginner or an experienced crocheter, these snowflakes will captivate your imagination and provide endless hours of creative satisfaction.

## Getting Started: Materials and Tools

Before diving into the crochet pattern, it's essential to gather all the necessary materials and tools. Here's a list of what you'll need:



## SNOWFLAKES Crochet Pattern 1: with crochet symbol charts

by Petra Tornack-Zimmermann (Kindle Edition)

★ ★ ★ ★ ☆ 4.4 out of 5  
Language : English  
File size : 1203 KB  
Text-to-Speech : Enabled  
Screen Reader : Supported  
Enhanced typesetting : Enabled  
Print length : 37 pages

Lending

: Enabled



- A crochet hook (size will depend on your preference and desired outcome)
- Crochet thread or yarn (white or any color of your choice)
- Scissors
- A yarn needle
- Stitch markers

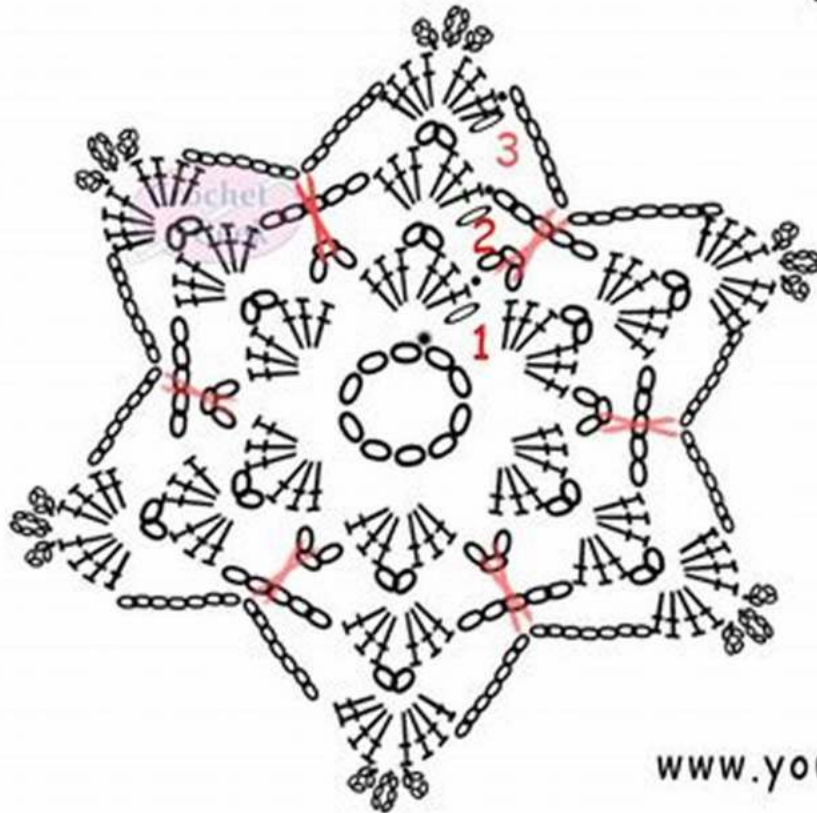
Once you have these items ready, you're all set to create your own snowflake masterpiece.

## **A Beautiful Crochet Pattern and Symbol Charts**

Now, let's move on to the much-awaited crochet pattern for snowflakes. Below are the step-by-step instructions along with crochet symbol charts to help you visualize the process:

## Crochet Symbol Key:

### Snowflake #8



chain = CH

• Slip Stitch = SL ST

XX single crochet = SC

⋈ double crochet = DC

X = Extended Single Crochet



[www.youtube.com/tjw1963](http://www.youtube.com/tjw1963)

Using the crochet symbol charts can be a game-changer for visual learners.

These charts provide clear and concise symbols that represent specific crochet stitches. By following the symbol charts, you can easily understand the pattern and create stunning snowflakes.

## Adding Your Personal Touch

While the provided crochet pattern is a great starting point, feel free to let your creativity shine through. You can experiment with different colors, yarn types, and even incorporate beads or sequins for added sparkle. Each snowflake can have its own unique personality, making your creations truly one-of-a-kind.

## Tips and Tricks for Crocheting Snowflakes

Before you embark on your snowflake crochet journey, here are some helpful tips and tricks:

1. Take your time: Crocheting snowflakes requires patience and precision to achieve the intricate details.
2. Practice stitch tension: Maintaining consistent tension is crucial to create uniform and symmetrical snowflakes.
3. Block your snowflakes: After completing the pattern, block your snowflakes to give them a more polished and professional look.
4. Experiment with blocking methods: There are various blocking methods, such as steam blocking or wet blocking, which can enhance the final shape and appearance of your snowflakes.


With these tips in mind, you're ready to embark on an exciting winter crochet journey.

## Sharing Your Snowflakes with the World

Once you've finished crocheting your snowflakes, it's time to showcase your craftsmanship. You can use them to decorate your Christmas tree, create a winter-themed mobile, or even create beautiful handmade cards. The possibilities are endless, and your snowflakes will bring joy and whimsy to anyone who sees them.

Crocheting snowflakes is not only a relaxing and fulfilling hobby but also an opportunity to bring the magic of winter into your home. With the provided crochet pattern and crochet symbol charts, you have all the tools needed to create beautiful and intricate snowflakes. So, gather your materials, follow the step-by-

step instructions, and let your creativity soar as you embark on this captivating crochet adventure.



## SNOWFLAKES Crochet Pattern 1: with crochet symbol charts by Petra Tornack-Zimmermann (Kindle Edition)


★★★★☆ 4.4 out of 5

Language	: English
File size	: 1203 KB
Text-to-Speech	: Enabled
Screen Reader	: Supported
Enhanced typesetting	: Enabled
Print length	: 37 pages
Lending	: Enabled



Crochet your own delicate snowflakes. An enchanting decoration for every home. Single stars for application, embellish windows, presents and garlands or join them to table runners, shawls and vests ... Crocheted lace snowflakes have manifold uses.

The e-book contains 9 gorgeous models with clear crochet charts and written instructions. These patterns are easy to crochet even for beginners, approx. 23 pages.



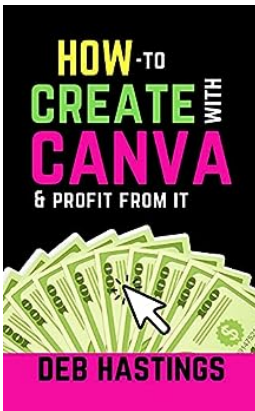
## Discover the Magic: An Introduction to Theatrical Design and Production

The world of theater is an ever-evolving realm where creative minds come together to bring stories to life. From the dazzling lights to the intricate set designs, every...



## The Axioms Of Copywriting - Unleash the Power of Persuasion!

Are you ready to become a master of words? Do you want to captivate your readers and persuade them to take action? Look no further, as we dive into the fascinating world of...




## How To Create With Canva Profit From It

Canva is an incredible online graphic design tool that gives you the power to create stunning visuals for various purposes. Whether you are a business owner, a marketer, a...



## Collection Of Reports Of Experiences In Bars And Massage Parlors In Bangkok

Bangkok, the vibrant capital city of Thailand, is known for its lively nightlife that offers a diverse range of experiences. From rooftop bars to traditional...



## The Most Delicate Snowflakes Crochet Pattern: Make Winter Magical with these Beautiful Crochet Symbol Charts

Winter is a time of wonder and enchantment. As snowflakes gently float from the sky, they transform the world into a wintery paradise. Recreating these delicate creations...



## Teach You To Decorate Your Home: Transform Your Space with these Simple Tips

Are you feeling uninspired by your living space? Is your home in need of a fresh look? Well, look no further! In this article, we will teach you how to decorate your home...



## Knitting Your Own Unique Cardigan: Unleash Your Creativity and Style!

Are you tired of scrolling through endless clothing racks, searching for that perfect cardigan that reflects your personal style? Look no further; it's time to take matters...



## Unlocking the Secrets of Success: A Summary of Derek Thompson's Hit Makers

In a world where thousands of new songs, movies, books, and products are released every day, have you ever wondered why some of them become immediate hits while others go...