


Take Fat Quarters: 15 Easy Quilt Patterns to Try

Are you a quilting enthusiast looking for new patterns to try? Look no further than fat quarters! Fat quarters are a popular choice among quilters due to their versatility and convenience. In this article, we will explore 15 easy quilt patterns that you can create using fat quarters.

But first, let's understand what fat quarters are. A fat quarter is a pre-cut piece of fabric that measures approximately 18 inches by 22 inches. Unlike regular quarters of fabric, which are thin and long, fat quarters give you more flexibility when it comes to cutting and designing quilts.

Why Choose Fat Quarters?

Fat quarters are loved by quilters for several reasons. Firstly, they allow you to easily mix and match different fabrics to create unique quilt designs. With fat quarters, you can build a diverse fabric collection without breaking the bank.



Take 5 Fat Quarters: 15 Easy Quilt Patterns

by Kathy Brown (Kindle Edition)

★★★★☆ 4.5 out of 5

Language : English

File size : 19577 KB

Text-to-Speech : Enabled

Screen Reader : Supported

Enhanced typesetting : Enabled

Print length : 66 pages



Secondly, fat quarters provide enough fabric to experiment with different shapes and patterns. Whether you want to create patchwork quilts, appliqués, or hexagons, fat quarters are the perfect choice. Their larger size compared to regular quarters gives you more room to work with, resulting in precise cuts and stunning quilt designs.

Lastly, fat quarters are ideal for quilters who love variety in their projects. By using fat quarters, you can incorporate fabrics of various colors, textures, and themes, making each quilt unique and visually appealing.

15 Easy Quilt Patterns to Try with Fat Quarters

1. Patchwork Quilt Pattern: Create a beautiful patchwork quilt by using fat quarters of different colors and patterns. Cut them into squares or rectangles and sew them together and voila! You have a stunning quilt that showcases your fabric collection.

2. Nine Patch Quilt Pattern: Choose nine fat quarters and divide each fabric into squares. Sew the squares together to form a nine-patch block. Repeat this process with all the fat quarters, and then assemble the blocks to complete the quilt.

3. Rail Fence Quilt Pattern: This pattern is perfect for beginners. Cut your fat quarters into thin strips and sew them together, alternating colors, to create a rail fence design. Experiment with different color combinations to achieve unique results.

4. Log Cabin Quilt Pattern: A classic quilting design, the log cabin pattern can be easily created using fat quarters. Cut your fat quarters into narrow strips and sew them around a central square to form a log cabin block. Combine multiple blocks to create your quilt.

5. Half Square Triangle Quilt Pattern: Cut your fat quarters into squares and pair them up to create half-square triangles. Sew the triangles together to create visually stunning quilt patterns with endless design possibilities.
6. Disappearing Nine Patch Quilt Pattern: Create a nine-patch block using fat quarters and then slice it into smaller sections. Rearrange the sections to create a visually striking quilt with a disappearing nine-patch effect.
7. Tumbler Quilt Pattern: Cut your fat quarters into tumbler shapes and sew them together to form a beautiful quilt top. Experiment with different color combinations and fabric prints to create a unique tumbler quilt.
8. Hexagon Quilt Pattern: Cut your fat quarters into hexagon shapes and sew them together to create a stunning hexagon quilt. This pattern allows you to experiment with fussy cutting and showcase your favorite fabric motifs.
9. Flying Geese Quilt Pattern: Create flying geese blocks using fat quarters and arrange them to form a visually appealing quilt pattern. This pattern is versatile and can be altered to create different effects.
10. Dresden Plate Quilt Pattern: Create dresden plate blocks using fat quarters and arrange them to form a beautiful and intricate quilt pattern. Experiment with different fabric combinations to achieve stunning results.
11. Bargello Quilt Pattern: This pattern creates a mesmerizing wave effect using fat quarters. By sewing together strips of fabric in a gradient, you can achieve a stunning quilt design that will wow everyone.
12. Pinwheel Quilt Pattern: Create pinwheel blocks using fat quarters and sew them together to form a vibrant and dynamic quilt pattern. Experiment with color


placement to create different visual effects.

13. Churn Dash Quilt Pattern: Create churn dash blocks using fat quarters and arrange them to form a classic quilt design. This pattern is perfect for showcasing bold fabric prints.

14. Square in a Square Quilt Pattern: Create square in a square blocks using fat quarters and arrange them to form an eye-catching quilt pattern. Experiment with different color combinations to achieve unique effects.

15. Basket Quilt Pattern: Use fat quarters to create a basket weave design by sewing strips of fabrics together. This pattern offers a charming and traditional look to your quilts.

Fat quarters are a must-have for quilters looking to explore new patterns and designs. With their larger size and versatility, fat quarters allow you to create stunning quilts that showcase your creative vision. So don't hesitate to grab some fat quarters and try out these 15 easy quilt patterns. Happy quilting!



Take 5 Fat Quarters: 15 Easy Quilt Patterns

by Kathy Brown (Kindle Edition)

★★★★☆ 4.5 out of 5

Language : English

File size : 19577 KB

Text-to-Speech : Enabled

Screen Reader : Supported

Enhanced typesetting : Enabled

Print length : 66 pages




Create fabulous fat-quarter quilts! Best-selling author Kathy Brown is back with more of the delightful designs quilters crave. Discover how easy it is to choose five fat quarters, add background fabric, and make a terrific quilt.

- Treat yourself to 15 easy-to-make patterns at an excellent value




Take Fat Quarters: 15 Easy Quilt Patterns to Try

Are you a quilting enthusiast looking for new patterns to try? Look no further than fat quarters! Fat quarters are a popular choice among quilters due to their versatility...



Unleashing the Potential: Natural Resources and the New Frontier

The world we live in is abundant with natural resources that have been crucial to the development and progress of human civilization. From the earliest days of...



The Ultimate Guide to Dynamic Methods That Transcend Schools, Universities, and Youth Sport Organizations: Unlocking Their True Potential

Education plays a pivotal role in shaping the future of societies, and dynamic methods for schools, universities, and youth sport organizations are revolutionizing the...



Kinect For Windows SDK Programming Guide: Unleashing the Power of Motion Sensing Technology

Are you ready to dive into the exciting world of Kinect for Windows SDK programming? With its advanced motion sensing technology, Kinect offers limitless possibilities for...



Mix And Measure Can Read Level: Unlocking the Secrets of Baking Precision

Have you ever wondered why some bakers achieve consistently scrumptious results while others struggle? The answer lies in the mix and measure can read level...



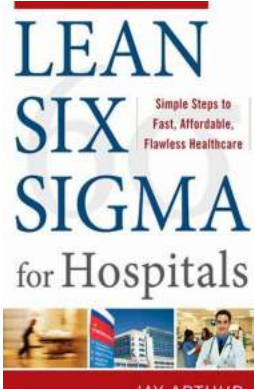
Making Stunning And Beautiful Large Scale Wall Hanger Table Runner Plant Holder

Are you looking for a creative and unique way to decorate your walls? Do you want to bring some life to your space with a touch of nature? Look no further than the stunning...



Left Handed Crochet Tutorial: Master the Art of Crocheting with Your Left Hand

Crocheting is a wonderful hobby that allows you to create beautiful, handmade items. However, for left-handed individuals, learning this craft can sometimes be challenging....



Improving Patient Safety Patient Flow And The Bottom Line Second Edition: A Comprehensive Guide

When it comes to healthcare, ensuring patient safety should always be a top priority. In the fast-paced and complex world of healthcare delivery, any lapse in patient safety...