

Super Cute Felt Animals You Can Make

Are you looking for a fun and creative craft project? Look no further! In this article, we will guide you through making super cute felt animals that will bring a smile to your face. Whether you are a beginner or an experienced crafter, these adorable felt animals are perfect for everyone!

Why Choose Felt?

Felt is a versatile and easy-to-work-with material, making it ideal for creating intricate animal designs. Its soft and fuzzy texture adds an extra level of cuteness to your creations. Not to mention, felt is affordable and widely available in various colors. So, gather your supplies and let's get started!

The Bear Necessities



Cute Needle Felted Animal: Super Cute Felt Animals You Can Make: How to Sew Little Felt Animals

by Morgane Peyrot (Paperback – May 17, 2022)

★★★★☆ 4.5 out of 5

Language : English

File size : 25185 KB

Text-to-Speech : Enabled

Enhanced typesetting : Enabled

Print length : 175 pages

Screen Reader	: Supported
Paperback	: 81 pages
Item Weight	: 6.2 ounces
Dimensions	: 6 x 0.19 x 9 inches



Our first felt animal project is the irresistible felt bear. With its round belly and adorable face, this bear will make the perfect cuddly companion. Start by cutting out the bear shape from brown felt and sewing the pieces together. Don't forget to stuff it with some fluffy filling to give it that extra huggable factor. Add some googly eyes and a little felt nose, and voila – your super cute felt bear is complete!

The Wise Owl



Next on our list is the wise owl. With its large, expressive eyes and delicate feathers, this felt owl will capture your heart. Begin by cutting out the owl shape from gray felt and attaching the wings and belly. Use embroidery thread to sew intricate details and add buttons for the owl's eyes. This felt owl will surely make a hoot-tastic decoration piece or a lovely gift for an owl enthusiast!

The Playful Puppies



Who can resist the charm of playful puppies? These felt puppies will melt your heart with their tiny paws and wagging tails. Start by cutting out the puppy shapes from various colored felts, such as brown, white, and black. Sew the pieces together, stuff them lightly, and add some embroidered features. You can even make a whole litter of puppies to brighten up your room or give as delightful gifts!

The Fluttering Butterflies



Bring the beauty of nature indoors with these delicate felt butterflies. Cut out the butterfly shapes from vibrant colored felt and embellish them with sequins and beads. Attach a thin wire to the butterflies' bodies to create a realistic fluttering effect. These felt butterflies will make enchanting decorations for parties, weddings, or simply adorning your floral arrangements.

The Whimsical Whales



Last but not least, we have the whimsical felt whales. These charming creatures will add a touch of the ocean to your crafting endeavors. Begin by cutting out the whale shape from blue or gray felt and sew the pieces together. Enhance the whales' features with embroidery thread and attach a small loop of ribbon or string to hang them as ornaments. These adorable felt whales will make wonderful additions to beach-themed parties or nursery decorations!

With a few supplies and some simple sewing techniques, you can create an array of super cute felt animals to brighten up your day. From bears and owls to puppies, butterflies, and whales, the possibilities are endless. So, why not give these felt animal projects a try and enjoy the satisfaction of bringing these adorable creatures to life?



Cute Needle Felted Animal: Super Cute Felt Animals You Can Make: How to Sew Little Felt


Animals by Morgane Peyrot (Paperback – May 17, 2022)

★★★★☆ 4.5 out of 5

Language : English
File size : 25185 KB
Text-to-Speech : Enabled
Enhanced typesetting : Enabled
Print length : 175 pages
Screen Reader : Supported
Paperback : 81 pages
Item Weight : 6.2 ounces
Dimensions : 6 x 0.19 x 9 inches



Felt is such a great material to craft with because it's inexpensive and comes in so many fun colors. You can make these ornaments by sewing a blanket stitch around the edges of the felt, but hot glue works just as well. Okay, maybe the blanket stitch would be a little more cute, but we think these turned out really adorable!




Discover the Extraordinary Journey of My Life Through a Broken Windshield

Life is a series of unexpected events that shape our character and provide us with valuable lessons. For me, it was through a broken windshield that changed the course of my...



Super Cute Felt Animals You Can Make

Are you looking for a fun and creative craft project? Look no further! In this article, we will guide you through making super cute felt animals that will bring a...



The Enchanting World of Handcrafted Lifestyle - Embrace the Authenticity and Creativity

In today's fast-paced, industrialized world, there is a growing appreciation for handcrafted goods and the lifestyle that surrounds them. Handcrafted items offer a unique and...



How To Avoid Mistake On Social Media

Social media has become an integral part of our daily lives. It allows us to connect with friends, share our thoughts and experiences, and stay updated with the...



Faithful Blood Ernest Hemingway: The Profound Exploration of Loyalty and Sacrifice

Ernest Hemingway is a name that resonates with literary enthusiasts across the globe. Known for his succinct and powerful writing style, Hemingway has given us iconic works...



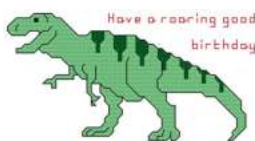
You Promise Me Mel Dau - An Unforgettable Adventure

Have you ever dreamed of embarking on an epic journey? Exploring breathtaking landscapes, overcoming challenges, and creating memories that will last a lifetime? Look no...



She Wolf: The Story of a Roman Icon

The Myth of the She Wolf When we think of Rome, one of the first images that come to mind is the She Wolf with two infants, Romulus and Remus. This iconic...



Rex Dinosaur Happy Birthday Cross Stitch Chart Pattern Uses Whole And Quarter

Are you a fan of cross-stitching? Looking for a fun and unique pattern to celebrate a special birthday? Look no further! Introducing the Rex Dinosaur Happy Birthday...