

Step By Step Instructions For 13 Projects


Are you feeling creative and looking for new projects to tackle? Look no further! In this article, we will provide you with step-by-step instructions for 13 exciting and fulfilling projects. Whether you're a DIY enthusiast or just someone looking to try something new, these projects are sure to capture your interest and spark your creativity.

1. Build a bookshelf from recycled pallets

If you have old pallets lying around, don't throw them away! Turn them into a unique and beautiful bookshelf. We will guide you through the whole process, from disassembling the pallets to sanding, painting, and assembling your very own bookshelf.

2. Create a personalized terrarium

Terrariums are a great way to bring greenery into your home or office. We will show you how to create a stunning personalized terrarium that suits your style and preferences. From choosing the right plants to arranging them beautifully, you'll have a mini-garden that's easy to maintain.



Baby Punch Needle: Step-by-Step Instructions for 13 Projects by Berenice Robert (Kindle Edition)

★★★★☆ 4.7 out of 5
Language : English
File size : 42731 KB
Text-to-Speech : Enabled
Screen Reader : Supported
Enhanced typesetting : Enabled
Print length : 109 pages
Lending : Enabled



3. Design your own custom t-shirt

Want to express your creativity through fashion? Learn how to design your own custom t-shirt from scratch. We will take you through the entire process, from selecting a t-shirt and materials to printing or painting your unique design. Get ready to turn heads with your one-of-a-kind wearable art.

4. Build a birdhouse for your garden

Attract beautiful birds to your garden by building them a cozy home. We will provide you with detailed plans and step-by-step instructions to construct a functional and visually appealing birdhouse. As you watch the birds come and go, you'll feel proud of your woodworking skills and enjoy the pleasant sounds of nature.

5. Recreate famous paintings with acrylic pouring

Discover the mesmerizing world of acrylic pouring! We will guide you on how to create stunning fluid art pieces inspired by famous paintings. Unleash your creativity and watch as vibrant colors blend together to form unique and eye-catching patterns. You'll be amazed at the artistic possibilities.

6. Make your own scented candles

Indulge your senses by making your own scented candles. We will teach you how to choose the right wax, wicks, and fragrances to create beautifully scented candles that will fill your space with delightful aromas. Sit back, relax, and enjoy the warm, cozy ambiance of homemade candles.

7. Craft a hand-painted doormat

Welcome guests to your home with a personalized touch by crafting your own hand-painted doormat. We will show you how to choose the right materials, design a pattern, and paint it onto a plain doormat. This simple project adds personality to your doorstep and makes your guests feel warm and welcome.

8. Build a garden bench from reclaimed wood

Add a charming seating area to your garden by building a stylish bench from reclaimed wood. We will provide you with detailed instructions on how to measure, cut, and assemble the pieces. Sit back and relax in your garden oasis, knowing that you created a unique and eco-friendly piece of furniture.

9. Create your own natural skincare products

Treat your skin to the goodness of natural ingredients by making your own skincare products. From face masks to body scrubs, we will guide you through the process of creating personalized skincare products that are free from harsh chemicals. Pamper yourself while knowing exactly what goes onto your skin.

10. Build a raised vegetable garden

Grow your own fresh vegetables by constructing a raised garden bed. We will walk you through the steps, from selecting the right location to building the frame and filling it with nutrient-rich soil. Enjoy the satisfaction of harvesting your own produce and embracing a healthier, more sustainable lifestyle.

11. Create a DIY photo collage

Preserve your precious memories by designing your own photo collage. We will share tips on selecting the best photos, arranging them creatively, and displaying them in a visually appealing way. Every time you pass by your homemade collage, it will bring a smile to your face and warm memories to your heart.


12. Build a DIY floating shelf

Add a stylish and functional touch to your space with a DIY floating shelf. We will guide you through the process of measuring, cutting, and mounting the shelf. Whether you want to showcase decorative items or create extra storage, your self-built floating shelf will impress friends and family.

13. Design your own dreamcatcher

Unleash your creativity with a DIY dreamcatcher project. We will show you different techniques for weaving beautiful dreamcatchers, selecting the right materials, and embellishing them with personal touches. Hang your dreamcatcher above your bed, and let it bring peaceful dreams and a unique aesthetic to your space.

Now that you have 13 exciting project ideas, it's time to get started. Whether you choose to build furniture, create art, or indulge in self-care, these projects offer endless opportunities for self-expression and satisfaction. So grab your tools and materials, follow our step-by-step instructions, and let your creativity soar!



Baby Punch Needle: Step-by-Step Instructions for 13 Projects by Berenice Robert (Kindle Edition)

★★★★☆ 4.7 out of 5

Language : English

File size : 42731 KB

Text-to-Speech : Enabled

Screen Reader : Supported

Enhanced typesetting : Enabled

Print length : 109 pages

Lending : Enabled

FREE

DOWNLOAD E-BOOK




Baby Punch Needle: Thirteen (13) Easy Projects to Decorate Your Baby's Room Designer and Craft Expert, Bérénice Robert spills her heart into each project inside Baby Punch Needles in hopes you'll find the next-best décor for your baby's room. As a mom, herself, she knows the excitement that comes with decorating your little one's first room. And, she wants to get excited with you!

Here are the projects inside:

- Little Bear Frame
- Shell Rattle
- Deer Ear Rattle
- Musical Owl
- Tiger Bib
- Cloud Mobile
- Time-to-Sleep Flag
- Baby's Pouch
- Pacifier Band
- Book Cover
- Toy Basket
- Crib Bumper

All projects are rated Easy for all-levels of craft artists, so grab those punch needles and create something amazing for your baby's first room!




Unveiling the Journey: In Search Of Legitimacy

Legitimacy is a fundamental aspect of human existence. We all strive to be acknowledged, recognized, and validated in our pursuits. Whether in personal relationships,...



Experience Tranquil Vibes with Summer At The Lake Quilts

Summer is the perfect time to embrace the beauty of nature and indulge in relaxation. What better way to enhance your summer experience than with stunning quilts inspired by...



Step By Step Instructions For 13 Projects

Are you feeling creative and looking for new projects to tackle? Look no further! In this article, we will provide you with step-by-step instructions for 13 exciting and...




Unlock the Power: Hands On Web Scraping With Python, the Ultimate Guide!

In the digital era, the internet has become an invaluable source of information. However, extracting data from websites for analysis and research can be a daunting task....




10 Fun And Easy Homemade Flower Soap

Are you looking for a creative and enjoyable way to spend your evenings? Look no further than homemade flower soap! Not only is it a simple...




What Every Classroom Teacher Needs To Know

Being a classroom teacher is undoubtedly a challenging and rewarding profession. It requires a diverse skill set, patience, and a genuine passion for education....



Ireland's Breathtaking East Coast: A Journey to Remember

Are you ready to embark on an unforgettable adventure along Ireland's magnificent east coast? Get ready to be mesmerized by stunning landscapes, breathtaking...



Offed Stage Left: An Isobel Spice Mystery - A Riveting Tale of Drama and Intrigue

The stage is set, the lights are dimmed, and the audience eagerly awaits the opening act. Little do they know the real drama is about to unfold offstage....