

Step By Step Guide To Register Your TV To Amazon Account In Less Than 30 Minutes

Are you excited about all the benefits that come with an Amazon Prime membership? From free two-day shipping to access to exclusive video content, Amazon Prime offers a wealth of perks. To fully take advantage of these benefits, it's essential to register your TV to your Amazon account. In this step-by-step guide, we'll walk you through the process of registering your TV to your Amazon account in less than 30 minutes.

Step 1: Check Compatibility

Before getting started, it's important to ensure that your TV is compatible with Amazon Prime's streaming service. Most smart TVs nowadays come with built-in Amazon Prime apps, making the registration process straightforward. However, if your TV doesn't have this feature, don't worry! You can still access Amazon Prime on your TV by using external devices like Roku, Fire TV Stick, or a game console.

Step 2: Set Up Your TV

If you're using a smart TV, skip this step. Otherwise, you'll need to set up your external streaming device. Simply follow the manufacturer's instructions to connect the device to your TV, whether it's via HDMI or an AV cable. Make sure to properly power on the device and switch your TV input to the corresponding port for the external device.

How to Register a TV to my Amazon Prime Account: Step by Step Guide to Register Your TV to Amazon Account in Less Than 30 Seconds with Screenshots by Daniel Ankele (Kindle Edition)



★★★★☆ 4.7 out of 5

Language	: English
File size	: 1104 KB
Text-to-Speech	: Enabled
Screen Reader	: Supported
Enhanced typesetting	: Enabled
Word Wise	: Enabled
Print length	: 13 pages
Lending	: Enabled



Step 3: Connect to the Internet

To access Amazon Prime's streaming service, you'll need a stable internet connection. Use the settings menu on your TV or external device to connect to your Wi-Fi network. Enter your network's password if prompted. It is recommended to use a high-speed internet connection to ensure seamless streaming and to fully enjoy the benefits of Amazon Prime's content library.

Step 4: Download the Amazon Prime Video App

If your TV doesn't come with the Amazon Prime app pre-installed, you'll need to download it onto your external device. Search for the app in the device's app store, such as the Roku Channel Store or Amazon Appstore, and install it. Once installed, open the app and sign in to your Amazon account.

Step 5: Register Your TV

Upon launching the Amazon Prime Video app, you'll see an option to register your device. Select this option, and a registration code will appear on your TV screen. Make a note of this code as you'll need it for the next step. If you encounter any issues with generating the registration code, refer to Amazon's support documentation for troubleshooting tips.

Step 6: Register Your TV on the Amazon Website

Using your computer or smartphone, navigate to the Amazon website and log in to your Amazon account. Go to the "Manage Your Content and Devices" page, which can be found under your account settings. Once there, select the "Devices" tab and choose the option to "Register a new device." Enter the registration code that appeared on your TV screen and click the "Register" button.

Step 7: Enjoy Amazon Prime On Your TV

After completing the registration process, your TV should now be registered to your Amazon account. You'll have access to all the benefits and features of Amazon Prime, including free two-day shipping, exclusive video content, and more. Go back to your TV and start exploring the wide range of movies, TV shows, and Prime Originals available for streaming.

Remember, you can register multiple devices to your Amazon account, such as additional TVs, tablets, or smartphones. This allows you to enjoy Amazon Prime on all your compatible devices without any additional cost.

In , registering your TV to your Amazon account is a quick and straightforward process. By following this step-by-step guide, you can complete the registration in less than 30 minutes, ensuring that you can start enjoying all the perks of an Amazon Prime membership on your TV without any hassle. So, what are you waiting for? Grab your remote, follow these steps, and dive into the exciting world of Amazon Prime entertainment!

How to Register a TV to my Amazon Prime Account: Step by Step Guide to Register Your TV to Amazon Account in Less Than 30 Seconds with Screenshots by Daniel Ankele (Kindle Edition)

★★★★☆ 4.7 out of 5



Language : English
File size : 1104 KB
Text-to-Speech : Enabled
Screen Reader : Supported
Enhanced typesetting : Enabled
Word Wise : Enabled
Print length : 13 pages
Lending : Enabled



Watch Your Video Prime Video on Your Smart TV Screen: A Self-Guided Approach to Link Your Smart TV to Your Amazon Prime Account Using Registration Code + Screenshots Illustration




The Enigmatic Children Of Summer 1888 by Jacob Adrian: Unveiling the Secrets Behind a Mesmerizing Masterpiece

Imagine being transported back in time to the vibrant summer of 1888, where the world was captivated by a remarkable artwork known as Children Of Summer. Created by the...




Step By Step Guide To Register Your TV To Amazon Account In Less Than 30 Minutes

Are you excited about all the benefits that come with an Amazon Prime membership? From free two-day shipping to access to exclusive video content, Amazon Prime offers a...



The Crowfield Curse: Unraveling the Dark Secrets

Have you ever come across a book that immerses you in a world of mystery, magic, and dark secrets? One such captivating tale is "The Crowfield Curse" written by...




Unleash Your Imagination with Beastly Rhymes To Read After Dark!

Do you love spine-chilling tales that keep you on the edge of your seat? Are you fascinated by dark and mysterious creatures that roam in the shadows? If so, then you're in...



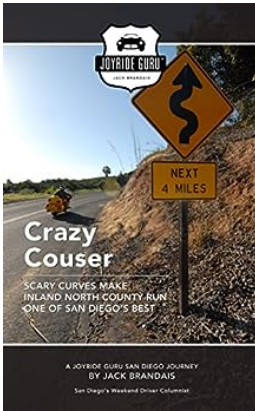
Out Of Control 60: An Unforgettable Adventure

Do you have what it takes to experience an adrenaline-pumping adventure like no other? Prepare yourself for Out Of Control 60, an exhilarating challenge that will push your...




The Hair Raising True Adventures Of Long Distance Trucker In The Middle East

Imagine cruising through the vast desert landscapes of the Middle East, with sand dunes stretching as far as the eye can see. The sun blazing down on the rugged terrain, and...



Scary Curves Make Inland North County Run One Of San Diego's Best Joyride Guru

San Diego, known for its stunning coastal views and beautiful beaches, might not be the first place that comes to mind when thinking about thrilling joyrides....



The Captivating Tale of The Prisoner And The Writer

Once upon a time in a small, secluded prison in the heart of a forgotten land, an extraordinary story unfolded, entwining the fate of two unique individuals - The...