

Step By Step Crochet Tutorials You Can Easily Follow

Looking to learn the art of crochet? You've come to the right place! In this comprehensive crochet tutorial, we will guide you through each step, providing detailed instructions and helpful tips along the way. Whether you're a complete beginner or have some experience with crochet, these tutorials will empower you to create beautiful and intricate designs with ease. So grab your crochet hooks, yarn, and let's get started!

1. Choosing the Right Supplies

Before diving into the world of crochet, it's essential to gather the necessary supplies. You will need a crochet hook, which comes in various sizes, and yarn of your choice. Depending on your project, you may also need other tools like stitch markers, tapestry needles, and scissors. We recommend selecting a smooth and medium-weight yarn for beginners, as it's easier to work with.

2. Understanding Crochet Terminology

Like any craft, crochet has its own set of terminology and abbreviations. Familiarizing yourself with the jargon will make following patterns and instructions a breeze. Some commonly used terms include:



Simple Crochet Ideas for Beginners: Step by Step Crochet Tutorials You Can Easily Follow

by Vivien Uff (Kindle Edition)

★★★★☆ 4 out of 5

Language : English

File size : 22265 KB

Text-to-Speech : Enabled

Screen Reader : Supported

Enhanced typesetting : Enabled
Print length : 54 pages
Lending : Enabled



- Chain (ch): The foundation of most crochet projects, created by pulling yarn through a loop.
- Single Crochet (sc): Inserting the hook into a stitch, yarn over, and pulling it through to create a loop.
- Double Crochet (dc): Similar to single crochet, but with an additional yarn over step.
- Treble Crochet (tr): Yarn over twice, insert the hook, yarn over, and pull through multiple loops.

3. Getting Started with Basic Stitches

Now that you have your supplies ready and understand the terminology, it's time to learn some basic crochet stitches. We'll begin with the foundation chain, which sets the width of your project. From there, you'll learn single crochet, double crochet, and treble crochet. Each stitch builds upon the previous one, creating a variety of textures and patterns.

With step-by-step instructions and clear visuals, our tutorial will have you creating simple and intricate designs in no time. You'll be amazed at how quickly you can master these fundamental stitches!

4. Exploring Advanced Techniques

Once you're comfortable with the basic stitches, you can dive into more advanced techniques to take your crochet skills to the next level. This includes learning specialty stitches like the shell stitch, popcorn stitch, and bobble stitch. These techniques add depth and dimension to your projects, allowing you to create stunning patterns and designs.

Our tutorial will guide you through each advanced technique, providing detailed explanations and accompanying visuals. You'll be able to follow along easily and expand your repertoire of crochet stitches.

5. Reading Crochet Patterns

Crochet patterns may seem intimidating at first, with their combination of abbreviations, symbols, and charts. However, once you understand how to decipher them, you'll gain access to an endless array of project possibilities. Our tutorial will break down the anatomy of crochet patterns, explaining each element and how to interpret them. You'll learn how to read instructions, follow charts, and even modify patterns to suit your preferences.

6. Troubleshooting and Tips

As with any skill, crochet comes with its own set of challenges. In this tutorial, we will address common crochet problems and provide tips for troubleshooting. Whether you're struggling with tension, counting stitches, or fixing mistakes, our guide has got you covered. We'll also share pro tips and tricks that will enhance your crochet experience, such as choosing the right colors, joining yarn seamlessly, and blocking your finished projects.

7. Project Ideas for Practice

Now that you have learned the essential crochet techniques, it's time to put your skills into practice! Our tutorial will provide a range of project ideas suitable for

beginners and those looking to refine their crochet abilities. From scarves and hats to blankets and amigurumi, you'll find inspiration for various crochet projects. Each project will have step-by-step instructions and accompanying visuals, allowing you to create beautiful and functional items.

Crocheting is not only a productive and creative hobby but also a relaxing and therapeutic activity. With our step-by-step crochet tutorials, you can embark on a journey of self-expression and create stunning pieces of art. Whether you're looking to make gifts for loved ones, decorate your home, or simply indulge in a new passion, crochet is the perfect craft to explore. So grab your hooks and yarn, and let your creativity run wild!

Remember, practice makes perfect, and patience is key. Don't be discouraged if you don't master a stitch right away—crochet is all about enjoying the process and embracing the learning curve. So take your time, refer to our comprehensive tutorial, and soon you'll be crocheting like a pro!



Simple Crochet Ideas for Beginners: Step by Step Crochet Tutorials You Can Easily Follow

by Vivien Uff (Kindle Edition)


★★★★☆ 4 out of 5

Language : English
File size : 22265 KB
Text-to-Speech : Enabled
Screen Reader : Supported
Enhanced typesetting : Enabled
Print length : 54 pages
Lending : Enabled



Some of the most interesting and beautiful crochet items are created with advanced stitches and techniques. It may look difficult, but it is not a problem anymore.

You love to crochet, but you're tired of the granny square and other predictable projects. This book helps you expand your skills while showing you how to create custom-fit wearable accessories.



Want To Look And Feel My Best Baby Toddler Size Shape

Being a parent is a wonderful experience. However, it's common for parents, especially new moms, to feel self-conscious about their bodies after having a baby. The...




Step By Step Crochet Tutorials You Can Easily Follow

Looking to learn the art of crochet? You've come to the right place! In this comprehensive crochet tutorial, we will guide you through each step, providing detailed...




Discover And Build Your In House List

Building an in-house email list is crucial for the success of any business. It allows you to have a direct line of communication with your target audience,...




St Rosaline The Carthusian - The Saint Who Found Solace in Silence

Throughout history, there have been many saints who have left an indelible mark on the world with their unwavering faith and devotion. One such saint is St Rosaline The...




The Berenstain Bears Hospital Friends: A Heartwarming Story That Teaches Kids About Friendship and Empathy

When it comes to children's literature, few series have captured the hearts of young readers quite like The Berenstain Bears. Created by Stan and Jan Berenstain, these...



How Bank Credit Risks are Controlled using Six Sigma in Companies and for Companies Invested

Bank credit risks have always been a significant concern for both companies and individuals. In today's highly volatile economic environment, managing these risks has become...



The Process Management Memory Jogger: Unleash the Power of Organizational Success

The Process Management Memory Jogger: Your Secret Weapon for Organizational Success Process management is a critical component of any successful organization. It ensures that...



The Big Of Rhodesian Ridgebacks: Unveiling Their Majestic Beauty

Rhodesian Ridgebacks, also known as the African Lion Hound, are a majestic breed originating from Southern Africa. These beautiful canines are renowned...