


Southwestern Beauty Boutique Tissue Cover Plastic Canvas Pattern: Add Stunning Southwest Charm to Your Decor!

When it comes to home decor, everyone wants something unique and eye-catching that sets their space apart. If you're someone who loves the rustic beauty and vibrant colors of the Southwest, then our Southwestern Beauty Boutique Tissue Cover Plastic Canvas Pattern is just what you need to add a touch of Southwestern charm to your decor.

Created with meticulous attention to detail, this plastic canvas pattern captures the essence of the Southwest with its intricate designs and vibrant colors. Made from high-quality plastic canvas, this tissue cover is not only durable and long-lasting but also easy to clean and maintain.

Why Choose Our Southwestern Beauty Boutique Tissue Cover Plastic Canvas Pattern?

It's not every day that you come across a tissue cover that is both functional and visually appealing. Our Southwestern Beauty Boutique Tissue Cover checks both boxes with its stunning design and practicality. Here's why you should choose our pattern:



Southwestern Beauty Boutique Tissue Cover: Plastic Canvas Pattern

by Dancing Dolphin Patterns (Kindle Edition)

★★★★☆ 4 out of 5

Language : English

File size : 4645 KB

Text-to-Speech: Enabled

Screen Reader: Supported



1. Authentic Southwestern Design

Our talented designers have put in hours of research and creativity to bring you an authentic Southwestern design that truly captures the spirit of the Southwest. With intricate geometric patterns and vibrant colors, this tissue cover is a work of art that will enhance the overall aesthetic of your space.

2. Handcrafted Excellence

Each tissue cover is carefully handcrafted, ensuring attention to detail and a high standard of quality. We pride ourselves in delivering products that are made with passion and skill, and this tissue cover is no exception. You'll appreciate the precision and artistry that goes into creating this beautiful piece.

3. Durable and Easy to Clean

Made from high-quality plastic canvas, our tissue cover is built to last. It can withstand daily use and is easy to clean, making it perfect for a busy household. Simply wipe it clean with a damp cloth or rinse it under running water, and it will look as good as new.

4. Versatile Use

Not only is this tissue cover a practical addition to your home, but it can also be a thoughtful gift for your loved ones. Whether it's for a housewarming party or a birthday, this Southwestern beauty is sure to impress and make a lasting impression.

Plastic Canvas Patterns: A Brief Overview

For those unfamiliar with plastic canvas patterns, let us give you a quick overview. Plastic canvas is a versatile material that can be used to create various crafts, such as tissue box covers, coasters, ornaments, and more. The patterns are created by stitching yarn or thread onto a plastic grid, resulting in a sturdy and durable finished piece.

The advantage of using plastic canvas is that it provides structure and stability to your creations, ensuring they maintain their shape over time. Additionally, plastic canvas patterns allow for endless creativity and customization possibilities, making each project unique.

How to Use the Southwestern Beauty Boutique Tissue Cover Plastic Canvas Pattern

Now that you're convinced of the beauty and quality of our Southwestern Beauty Boutique Tissue Cover, let's talk about how you can use this pattern to create your very own tissue cover.

Materials Needed

- Plastic canvas
- Yarn or thread in various colors
- Needle
- Scissors

Step by Step Instructions

1. Start by preparing your plastic canvas by cutting it into the required size for your tissue cover. You can find the dimensions in our pattern.

2. Choose your desired yarn or thread colors and cut them into manageable lengths.
3. Follow the instructions in the pattern to create the different sections of the tissue cover using different stitching techniques such as the continental stitch, whipstitch, and overcast stitch.
4. Continue stitching until you have completed all the sections of the tissue cover.
5. Once all the stitching is done, neatly trim any excess yarn or thread.
6. Assemble the sections together using the provided guidelines in the pattern.
7. Place your tissue box inside the cover, and voila! You now have a stunning Southwestern-inspired tissue cover.

Add a touch of Southwestern charm to your home decor with our Southwestern Beauty Boutique Tissue Cover Plastic Canvas Pattern. With its authentic design, handcrafted excellence, and versatility, this tissue cover is the perfect addition to any space. Whether you're looking for a way to enhance your own home or searching for a thoughtful gift, our pattern provides you with the opportunity to create something truly unique and beautiful.

So why wait? Get your hands on our Southwestern Beauty Boutique Tissue Cover Plastic Canvas Pattern and bring the vibrant colors and rustic beauty of the Southwest into your home!


Southwestern Beauty Boutique Tissue Cover: Plastic Canvas Pattern

by Dancing Dolphin Patterns (Kindle Edition)

★★★★☆ 4 out of 5

Language : English

File size : 4645 KB



Text-to-Speech : Enabled
Screen Reader : Supported
Print length : 6 pages



Coral & turquoise colored yarn accent the southwest pattern on this boutique tissue box. It's stitched on white plastic canvas so it works up fast & is sure to look great anywhere you put it. Stitch this plastic canvas pattern using 7 count plastic canvas mesh and medium weight yarn.




The Complete Owner's Guide to Acquiring, Caring for, and Maintaining a Healthy Diet and Proper Health for Your Beloved Pet

Being a pet owner comes with a lot of joy and responsibility. It's not just about cuddles and playtime; your furry friend relies on you for their overall well-being, including...




The Apotheon Reckoning: The Apotheon Trials - Epic Battles of the Gods

Are you ready to embark on a journey filled with epic battles, divine powers, and mythical wonders? Look no further than The Apotheon Reckoning: The Apotheon...




Crocheted Woodland Creatures: Unleash Your Inner Artist with Emma Varnam's Adorable Creations

Are you a fan of all things cute and crafty? Do you have a soft spot for woodland creatures? If so, then you're in for a treat! Enter the enchanting world of Emma Varnam, a...




Transform Your Brand with Letterhead And Logo Design 11 Ken Davenport

When it comes to creating a powerful brand, it is essential to pay attention to every detail, including your letterhead and logo design. The right design can make a lasting...



Memoirs Of Louis XIV And His Court And Of The Regency - Unveiling the Intrigues and Glamour!

Step into the renowned halls of the Château de Versailles, where the memoirs of Louis XIV and his court transpire. Let's embark on a journey back in time to uncover the...



Matilda The Algonquin Cat: The Feline Celebrity of New York City

When it comes to feline stars, there are few cats as cherished and admired as Matilda, the resident cat of the famous Algonquin Hotel in New York City. As the five-star...



Supercharged Social Media Marketing Guide Of 2020 The Simple Way To Understand

Are you ready to take your social media marketing to the next level in 2020? In this comprehensive guide, we will provide you with all the information you need to...



Unlocking a New Level of Convenience: Allow Subscribers to Fast Track Their Way Through

Are you tired of waiting in long queues or wasting time in endless procedures? Wish there was a faster way to access the services you need? Look no further! We are excited...