

Silk Ribbon Embroidery Beginner Guide: Everything You Need to Know!


Silk ribbon embroidery is a fascinating, delicate form of needlework that dates back centuries. It's a technique that adds a touch of elegance and dimension to any project. Whether you're a beginner or a seasoned embroiderer looking to try something new, this beginner's guide will provide you with all the information you need to dive into the world of silk ribbon embroidery.

What is Silk Ribbon Embroidery?

Silk ribbon embroidery is a technique that uses silk ribbons, typically between 2mm and 7mm in width, to create floral and decorative motifs on fabric. It's a versatile art form that can be combined with other embroidery techniques or stand alone as a unique style.

Getting Started: Essential Supplies

To begin your silk ribbon embroidery journey, you'll need a few essential supplies. These include:



Silk Ribbon Embroidery: A Beginner's Guide

by J. Marsha Michler (Kindle Edition)

★★★★☆ 4.3 out of 5

Language	: English
File size	: 2186 KB
Text-to-Speech	: Enabled
Screen Reader	: Supported
Enhanced typesetting	: Enabled
Print length	: 84 pages
Lending	: Enabled



- Silk ribbons - Opt for high-quality silk ribbons in various colors and widths. These ribbons are available in craft stores or online.
- Embroidery hoop - Choose a hoop that fits the size of your project.
- Fabric - Opt for a fabric with a tight weave, such as linen or cotton.
- Embroidery needles - Use needles with large enough eyes to accommodate the silk ribbon.
- Embroidery scissors - Have a pair of sharp scissors dedicated to your embroidery projects.
- Thimble - A thimble will protect your finger while pushing the needle through the fabric.
- Water-soluble fabric pen - This tool will help you trace your design onto the fabric.

Choosing the Right Ribbon

When it comes to silk ribbon embroidery, the quality and texture of the ribbon are crucial. High-quality silk ribbon will produce beautiful results, so it's worth investing in good supplies. Start with a range of colors, including pastels and vibrant shades, to broaden your options.

Basic Stitches: A Foundation for Your Embroidery

Before diving into complex designs, it's crucial to master a few basic stitches. These include:

- Stem stitch - Used for outlining and creating stems.

- Satin stitch - Ideal for filling in areas with smooth, solid colors.
- French knots - Perfect for tiny flowers and adding texture.
- Rose stitch - Creates delicate, realistic rose buds and flowers.
- Ribbon stitch - Great for creating beautiful ribbon-like shapes.

Tracing and Transferring Your Design

Once you've gathered your supplies and practiced the basic stitches, it's time to transfer your design onto the fabric. Using a water-soluble fabric pen, carefully trace the design onto your fabric. Ensure that your fabric is taut in the embroidery hoop to prevent any distortions.

Starting Your Silk Ribbon Embroidery Project

Start your silk ribbon embroidery project by anchoring the ribbon to the fabric with a small stitch. From there, you can experiment with different stitches, colors, and textures to bring your design to life. Don't be afraid to mix and match ribbons to create depth and dimension.


Finishing Touches: Embellishments and Beyond

To truly elevate your silk ribbon embroidery projects, consider adding embellishments such as beads, sequins, or additional embroidery stitches. These elements will add sparkle, texture, and a personal touch to your creations.

Care and Display

To ensure your silk ribbon embroidery projects last for years to come, it's important to care for them properly. Avoid exposing them to direct sunlight or excessive moisture. Once finished, consider framing your embroidery or incorporating it into other textile projects.

Silk ribbon embroidery is a captivating art form that allows you to create stunning, tactile pieces. With this beginner guide, you now have the necessary information to dive into this beautiful craft. So gather your supplies, start practicing those stitches, and let your creativity bloom with silk ribbon embroidery!



Silk Ribbon Embroidery: A Beginner's Guide

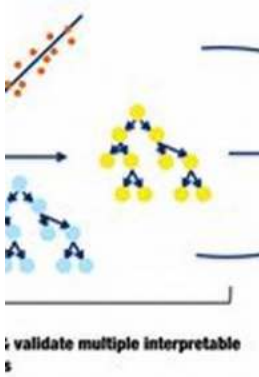
by J. Marsha Michler (Kindle Edition)

★★★★☆ 4.3 out of 5

Language : English
File size : 2186 KB
Text-to-Speech : Enabled
Screen Reader : Supported
Enhanced typesetting : Enabled
Print length : 84 pages
Lending : Enabled




The elegant art of silk ribbon embroidery is easy and quick to do, with stunning results within the reach of any stitcher. Author of numerous titles on crazy quilting and the needle arts, J. Marsha Michler will guide you through getting started with this timeless craft. Learn embroidery stitches for ribbon work, and how to create sewn florals that will add further dimension and emphasis to your designs. Learn to make bias ribbons, and to easily dye silk ribbons. Follow a simple tutorial to create a gorgeous motif. Full-color photos throughout.




Interpreting Machine Learning Models: Unveiling the Black Box

Have you ever wondered how machine learning models make predictions? With the growing popularity of artificial intelligence and machine learning, understanding how these...




Sussex Railway Stations Through Time: Exploring the Rich History and Evolution of Transportation

Are you a history enthusiast or simply fascinated by the evolution of transportation? If so, Sussex railway stations hold a treasure trove of stories and...




100 Things Bucks Fans Should Know Do Before They Die

Being a Bucks fan is more than just supporting a team; it's a way of life. From the thrilling games at the Fiserv Forum to the memorable moments in...



The Thrilling Adventure of the Class Trip to the Cave of Doom at Dragon Slayers Academy

Are you ready for an exhilarating experience that will test your bravery, intellect, and teamwork? Join us as we embark on a class trip to the legendary Cave of Doom at...




Silk Ribbon Embroidery Beginner Guide: Everything You Need to Know!

Silk ribbon embroidery is a fascinating, delicate form of needlework that dates back centuries. It's a technique that adds a touch of elegance and dimension to any project....



Homer Realized Walter Wood: Unveiling the Enigmatic Story

Do you believe in the power of serendipity? Sometimes, life takes unexpected turns and uncovers hidden gems that were waiting to be discovered all along. The story of Homer...



Boost Your Productivity: Unleash the Power of Work Measurement and Methods Improvement Engineering Design and Automation

In today's fast-paced world, businesses are under constant pressure to increase productivity, reduce costs, and improve efficiency. To achieve these goals, organizations often...



Discover the Fascinating World of Aggregation Functions: Encyclopedia of Mathematics and Its Applications 127

Have you ever wondered how data is analyzed and combined to draw meaningful insights in various fields? Aggregation functions play a crucial role in capturing the essence of data...

[silk ribbon embroidery animals](#)

[silk ribbon embroidery appliques](#)

[silk ribbon and embroidery](#)

silk embroidery ribbon australia

silk embroidery ribbon assortment

silk ribbon embroidery supplies australia

silk ribbon embroidery south africa

silk ribbon embroidery kits australia

silk ribbon embroidery kits south africa

ann cox silk ribbon embroidery