

Scalloped Edge Trapeze Tunic Tank Top Crochet Pattern - The Perfect Summer Project

Summer is just around the corner, and what better way to welcome the warm weather than by creating your very own handmade Scalloped Edge Trapeze Tunic Tank Top? Crocheting is not only a relaxing and enjoyable hobby, but it also allows you to showcase your creativity by making unique and fashionable pieces. This crochet pattern is perfect for those who love airy and flowy clothing options, making it an ideal choice for the summer season.

Why Choose this Pattern?

If you're looking for a versatile and stylish garment that you can wear on various occasions, the Scalloped Edge Trapeze Tunic Tank Top deserves your attention. Whether you're planning a beach outing, attending a casual brunch, or simply want to look effortlessly chic, this tunic tank top is the perfect choice. The design features a flattering trapeze silhouette that flares out at the bottom, providing an airy and comfortable fit. Plus, the intricately crocheted scalloped edges add a touch of elegance to the overall look.

Materials Needed

Before starting this crochet project, it's important to gather all the necessary materials. You will need:

Scalloped Edge Trapeze Tunic Tank Top Crochet Pattern: An art-deco inspired seamless lace crochet motif pattern by Kristen Stein (Kindle Edition)

★★★★★ 5 out of 5

Language : English

File size : 15290 KB



Text-to-Speech : Enabled
Screen Reader : Supported
Enhanced typesetting : Enabled
Lending : Enabled
Print length : 63 pages



- 3.5mm crochet hook
- Lightweight yarn in your desired color
- Scissors
- Tapestry needle

Once you have these items ready, you're all set to begin your creative journey!

Step-by-Step Instructions

Now, let's dive into the step-by-step instructions for creating this beautiful trapeze tunic tank top:

1. Start by making a slipknot and chaining the desired amount of stitches for the foundation. This will determine the width of your tunic tank top.
2. Join the last stitch of the foundation round with a slip stitch to create a circle.
3. Continue by working in rounds, using double crochet stitches. Add increases at specific points to achieve the trapeze shape.

4. Once you have reached the desired length for your tunic tank top, it's time to add the scalloped edges. This can be done by working a combination of double crochet and chain stitches in a repetitive pattern.
5. Finally, finish off your creation by weaving in any loose ends and blocking the tunic tank top to give it a polished look.

Remember, crochet patterns are flexible and allow for customization. Feel free to experiment with different yarn colors, stitch variations, or even add some embellishments to personalize your tunic tank top further.

Achieving the Perfect Fit

To ensure your tunic tank top fits you perfectly, it's essential to take accurate body measurements before starting the project. This will enable you to adjust the pattern accordingly and achieve a comfortable and flattering fit. Additionally, you can also crochet a swatch to gauge the stitch tension and make any necessary modifications.

The Scalloped Edge Trapeze Tunic Tank Top Crochet Pattern is a fantastic project for anyone who enjoys the art of crochet. With its airy and flowy design, it exudes a carefree and feminine vibe that is perfect for the summer season. By following the step-by-step instructions and adding your personal touch, you'll end up with a beautiful and versatile piece of clothing that you can proudly wear or gift to loved ones. So, grab your crochet hook, choose your favorite yarn, and get ready to indulge in this delightful summer crafting adventure!

Scalloped Edge Trapeze Tunic Tank Top Crochet Pattern: An art-deco inspired seamless lace crochet motif pattern by Kristen Stein (Kindle Edition)

★★★★★ 5 out of 5

Language : English




File size : 15290 KB
Text-to-Speech : Enabled
Screen Reader : Supported
Enhanced typesetting : Enabled
Lending : Enabled
Print length : 63 pages




Update: July 1, 2019: Errata. The beginning of Round 8 on both the hexagonal and pentagonal motif patterns should read: Ch4, skip 1 sc, sc in next sc; sc in next ch6 space; ch6; sc in next ch6 space;*

An original pattern design by contemporary artist Kristen Stein. This art-deco inspired tunic tank top with scalloped edge is crocheted using lace motifs. The trapeze fit is flirty and fun while being extremely loose and comfortable. The pattern is created as a 'one-size-fits most' pattern. Suggestions are provided if you'd like to make a more form-fitting garment. This tank is perfect as a layering piece for summer or spring. It's easy to wear over a camisole, or as a bathing suit coverup. The pattern guides you through the creation process with detailed instruction and several pictures to help you create this beautiful art-deco inspired piece.



The Untold Human and Ecological History of California's Northern Channel Islands

Imagine stepping foot onto an unspoiled paradise, where beautiful coastal landscapes meet a rich tapestry of ancient history and fascinating ecological diversity. Welcome to...



Master the Art of Building Vehicles with Lego Bricks – A Comprehensive Guide

Are you a fan of Lego bricks? Do you enjoy the thrill of bringing your imagination to life and crafting unique creations? If so, then you're in for a treat! In this guide, we...



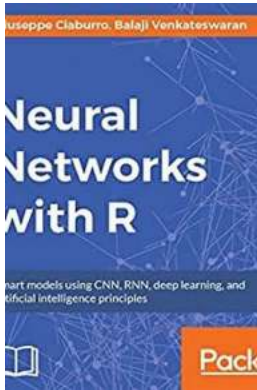
After Hurricane Nina Jason Resolution Hot Hunks Steamy Romance Collection: Unleash Your Passion

Get ready to embark on a sizzling journey into the world of desire and explore the aftermath of Hurricane Nina in the Jason Resolution Hot Hunks Steamy Romance Collection....




Explore the Breathtaking Trails: A Guide To Hiking Through Austria, Slovenia, And Italy - Bradt Travel Guides

Are you a passionate hiker seeking new adventures that combine stunning landscapes, rich history, and breathtaking views? Look no further! In this...




Unleashing the Power of Smart Models: CNN, RNN, Deep Learning, and AI Principles

In today's rapidly evolving technological landscape, artificial intelligence (AI) has become the driving force behind innovative solutions across various industries....




The Sophisticates Trilogy by Christine Manzari: An Unforgettable Adventure

Are you ready to embark on a mesmerizing journey through Christine Manzari's magical world? Look no further than The Sophisticates Trilogy, a captivating series that will...



Staging Chinese Identity Across The Pacific

Theatre Staging China Identity Pacific Palgrave Studies Theatre: A Powerful Tool for Cultural Expression Theatre has always been a powerful...



Quilting With Scraps Strips And Jelly Rolls - Turn Your Leftover Fabrics into Beautiful Creations

Quilting is an art form that has been around for centuries. It involves sewing different pieces of fabric together to create beautiful and functional pieces like blankets,...