

Rubik's Cube Solution For Kids - Simple Step-by-Step Beginner's Guide To Solving The Rubik

Are you tired of being puzzled by the Rubik's Cube? Do you want to impress your friends with your solving skills? Look no further, because we have the perfect solution for you! In this step-by-step beginner's guide, we will teach you how to solve the Rubik's Cube in a simple and easy manner. Whether you're a kid or an adult, you'll become a master at solving this iconic puzzle!

The Magic Of The Rubik's Cube

The Rubik's Cube, invented by Ernő Rubik in 1974, is a three-dimensional combination puzzle that has captivated millions of people worldwide. Its colorful appearance and complex structure make it a fascinating challenge to solve. While it may seem overwhelming at first, with the right approach and practice, anyone can conquer this puzzle!

Getting Started - Understanding The Cube


Before diving into the solving process, let's familiarize ourselves with the cube's components. The Rubik's Cube consists of six faces, each covered with nine small square stickers. These six faces can be rotated independently, allowing for an array of different combinations.

**Rubiks Cube Solution For Kids - A Simple 7 Step
Beginners Guide To Solving The Rubik's Cube
Puzzle With Logic** by Jayden Burns (Kindle Edition)

★★★★★ 4.3 out of 5

Language : English

File size : 15101 KB




Text-to-Speech : Enabled
Enhanced typesetting : Enabled
Word Wise : Enabled
Print length : 69 pages
Lending : Enabled
Screen Reader : Supported



BEGINNERS GUIDE TO SOLVE RUBIKS CUBE EASILY

Step by step guideline



The faces of the Rubik's Cube are traditionally colored in white, yellow, green, blue, red, and orange. However, it's crucial to remember that the colors themselves are not essential for solving the puzzle. It's the relationships between the different colors that matter.

Step 1: Solving The White Cross

To start, we'll focus on solving the white face of the Rubik's Cube. First, locate the white center square on the cube and build a cross around it. This step may require a few rotations, but don't worry, we'll guide you through each move.

Step 2: Completing The First Layer

Once the white cross is complete, it's time to solve the first layer of the Rubik's Cube. This step involves correctly positioning the corner pieces to match the adjacent center colors. By following our instructions, you'll be able to complete this layer with ease.

Step 3: Solving The Second Layer

As we move forward, we'll tackle the second layer of the Rubik's Cube. This step involves aligning the middle layer pieces correctly, relative to their adjacent sides. With our detailed explanation, you'll breeze through this stage in no time!

Step 4: Solving The Yellow Cross

After completing the first two layers, it's time to focus on the yellow face. We'll guide you through the process of creating a yellow cross on the top layer of the cube. Don't be discouraged if it takes a few attempts to get it right – practice makes perfect!

Step 5: Orienting The Yellow Corners

With the yellow cross in place, we can now proceed to solve the last layer corners. This stage involves rotating the corner pieces correctly until they align with their corresponding sides. Follow our instructions carefully, and you'll have the yellow corners in no time!

Step 6: Permuting The Last Layer

Now that we have the yellow corners solved, it's time to address the last layer's remaining pieces. This step focuses on permuting, or rearranging, the edges until the entire top layer matches its respective colors.

Step 7: Finishing The Rubik's Cube

Congratulations! You've reached the final step of solving the Rubik's Cube. By applying the right sequence of moves, you'll complete the puzzle and have all the colors aligned perfectly. Prepare to bask in the glory of your achievement!

With this simple step-by-step beginner's guide, you now possess the knowledge and skills necessary to solve the Rubik's Cube. Remember, practice is key, and with each attempt, you'll become faster and more confident in your solving abilities.

So, grab your Rubik's Cube, follow our instructions, and impress your friends with your newfound puzzle-solving expertise. The journey to becoming a Rubik's Cube master starts here!



Rubiks Cube Solution For Kids - A Simple 7 Step Beginners Guide To Solving The Rubik's Cube Puzzle With Logic

by Jayden Burns (Kindle Edition)

★★★★☆ 4.3 out of 5

Language : English
File size : 15101 KB
Text-to-Speech : Enabled
Enhanced typesetting : Enabled
Word Wise : Enabled
Print length : 69 pages
Lending : Enabled
Screen Reader : Supported



Has this cube confused, baffled or frustrated you? Have you ever thought of just changing the stickers to solve the cube? Do you think that these things are just impossible and you'll never do one?

(Get the E-book absolutely FREE when you purchase the colored paperback!)

Did you know it took the inventor of the cube Ernő Rubik a whole month to solve his own creation? Did you know we're going to do it in a fraction of that time? This book has been tested and readers have completed the cube in under an hour from picking it up!

□□ What's in this book □□


- Rubik's Cube terminology
- Seven simple steps to complete the cube
- Images in color to help you
- The history and timeline of the cube
- Interesting & fascinating facts about the cube

What're you waiting for!? There's no need to take apart the cube or the stickers and put them back on. Scroll up and click 'add to cart' button now so we can begin to solve that cube!



Unveiling the Mysteries of the Planet of Blood and Ice: A Frozen Enigma Waiting to be Explored!

Prepare to embark on a mind-boggling journey through the chilling depths of space as we unravel the secrets of the incredibly fascinating Planet of Blood and Ice, a...



Farewell To Cedar Key: Anna Nicholas Says Goodbye To Her Beloved Island

For years, Cedar Key has been the picturesque backdrop to Anna Nicholas' life. The small coastal town, with its quaint charm and untouched beauty, has been the place she...



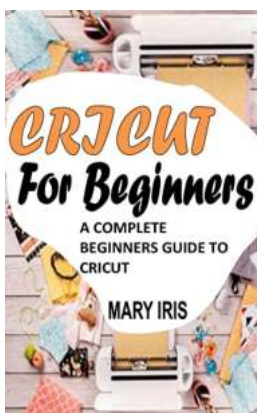
50 Quilting Tips For Beginners And Experienced Quilters

Quilting is an art form that has been passed down through generations. Whether you are a beginner looking to start your first quilting project or an experienced quilter,...



Unveiling the Unforgettable World of Undaunted Inhuman

Attention all literary enthusiasts and adventure seekers! Brace yourselves for a gripping journey into the dystopian world crafted by Kat Falls in her latest...



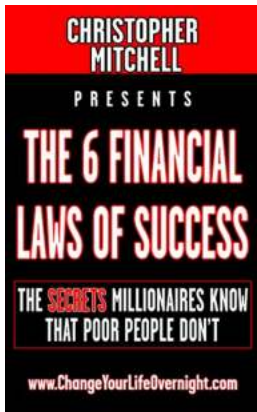
The Ultimate Complete Beginners Guide To Cricut - Unleash Your Creativity Today!

Welcome to the Complete Beginners Guide To Cricut! If you've been longing to explore the world of crafting and unleash your creativity, then look no further. The Cricut...



My Romantic History Jackson: A Rollercoaster Ride of Love, Heartbreak, and Self-Discovery

Are you ready to embark on a journey through the wild and unpredictable world of love and romance? Brace yourself, because My Romantic History Jackson will take you on a...



The Financial Laws of Success: Boost Your Wealth and Prosperity

Have you ever wondered why some people achieve financial success while others struggle to attain financial freedom? The answer lies in understanding and implementing the...



The Revolutionary Advances In Crowdfunding: Unlocking Opportunities for Investors and Entrepreneurs

Crowdfunding has revolutionized the way entrepreneurs raise funds for their projects and how investors identify and support promising ventures....