

# Raising And Breeding Mealworms: The Ultimate Guide You Need to Read!

Are you looking for a new and exciting hobby that not only provides entertainment but can also benefit you and your families? Raising and breeding mealworms might just be the perfect fit! These little creatures are not only fascinating to observe but have numerous uses, from being a great source of protein for your pets to being a sustainable food option for yourself. In this article, we will guide you through the detailed process of raising and breeding mealworms in the most efficient way possible!

## What Are Mealworms?

Mealworms are the larvae of darkling beetles, which belong to the Tenebrionidae family. They are not actually worms but are called so because of their long, worm-like appearance. These larvae go through a life cycle that consists of four stages: egg, larva, pupa, and adult.

Mealworms have a hard exoskeleton, six tiny legs, and are a pale yellow color when they are young. As they grow, they develop a dark brown color, and their exoskeleton hardens further. Adult darkling beetles are black or dark brown and have distinctive segmented bodies.



## RAISING AND BREEDING MEALWORMS: Ultimate Step By Step Guide On How To Raise And Breed

**Mealworm** by William Jeffrey (Kindle Edition)

★★★★☆ 4.6 out of 5

Language : English

File size : 1143 KB

Text-to-Speech : Enabled

Enhanced typesetting : Enabled

Print length : 30 pages  
Lending : Enabled  
Screen Reader : Supported



## Why Should You Consider Raising and Breeding Mealworms?

Raising and breeding mealworms can offer several benefits. Here are a few reasons why you should consider starting your very own mealworm farm:

### 1. Sustainable Food Source

In today's world, sustainability is a critical factor to consider when it comes to food production. Mealworms are an excellent sustainable food source. They require significantly less water compared to traditional livestock and can be bred indoors, allowing year-round production. Additionally, mealworms have a high nutritional value, containing essential amino acids, vitamins, and minerals.

### 2. Pet Food

If you own reptiles, birds, or even poultry, mealworms can serve as an excellent source of protein-rich food for them. Many pets thrive on a diet that includes mealworms, making them a great addition to their regular food rotation.

### 3. Gardening Assistance

Mealworms are not just great for pets but can also be beneficial to gardeners. They can be used to feed plants by creating a composting system. Mealworm castings, commonly known as frass, are excellent natural fertilizers that can significantly enhance plant growth and soil quality.

## Setting Up Your Mealworm Farm

Now that you understand the benefits of raising and breeding mealworms, it's time to set up your very own mealworm farm. Follow these steps to create your optimal mealworm breeding environment:

### **Step 1: Choose the Right Container**

The first step is to select an appropriate container for your mealworms. A plastic or glass container with a lid works best as it provides enough ventilation while keeping the humidity levels stable. Ensure that your container is clean and free from any chemicals that may harm the mealworms.

### **Step 2: Create the Optimal Environment**

Mealworms thrive in a controlled environment with specific temperature and humidity conditions. Aim to maintain a temperature of around 77°F (25°C) and a humidity level of 70%. You can achieve this by placing a heat mat under the container and using a hygrometer to monitor the humidity levels.

### **Step 3: Provide Suitable Bedding**

Next, add a layer of suitable bedding material to your container. Popular options include oats, wheat bran, or cornmeal. The bedding layer should be around 2-3 inches deep to allow the mealworms to burrow and pupate.

### **Step 4: Introduce Mealworms and Feed**

Now it's time to introduce your mealworms to their new home! Start with a small group of mealworms and gradually add more as your colony grows. Provide food for your mealworms, such as fresh fruits, vegetables, and a small amount of dry dog or cat food. Ensure that you regularly replenish their food supply to keep your colony healthy.

### **Step 5: Maintenance and Harvesting**

Regular maintenance is essential for a successful mealworm farm. Clean the container and remove any dead or moldy worms and old bedding material periodically. It's also important to separate the larvae from the pupae and beetles to avoid cannibalism. Harvesting the mealworms can be done by sifting them from the bedding material once they have reached the desired size or when you need them for feeding.

## **Tips for Successful Mealworm Farming**

Here are a few additional tips to ensure a successful mealworm farming experience:

### **1. Temperature Control**

Keep the temperature consistent to ensure optimal breeding conditions. Fluctuations in temperature can result in slower growth or even death of the mealworms.

### **2. Regular Cleaning**

Maintaining cleanliness is crucial to prevent the spread of diseases or pests. Regularly clean the container, removing any waste products or dead mealworms.


### **3. Avoid Overcrowding**

In a crowded environment, mealworms may stress each other out and cannibalize. Make sure to provide enough space for each stage of the mealworm life cycle.

### **4. Nutritious Diet**

Offer a well-balanced diet to your mealworms for optimum growth and health. Ensure that the food you provide is fresh and free from any contaminants.

Starting your own mealworm farm can be an exciting and rewarding experience. Besides the joy of observing the complete life cycle of these fascinating creatures, you can also benefit from a sustainable food source for yourself and your pets, as well as enhance your gardening efforts. By following the steps and tips outlined in this ultimate guide, you'll be well on your way to becoming a successful mealworm breeder. So why wait? Start your mealworm farm today and enjoy the multitude of benefits that come along with it!



## RAISING AND BREEDING MEALWORMS: Ultimate Step By Step Guide On How To Raise And Breed

**Mealworm** by William Jeffrey (Kindle Edition)

★★★★☆ 4.6 out of 5

Language : English

File size : 1143 KB

Text-to-Speech : Enabled

Enhanced typesetting : Enabled

Print length : 30 pages

Lending : Enabled

Screen Reader : Supported



### RAISING AND BREEDING MEALWORMS Ultimate Step By Step Guide On How To Raise And Breed Mealworm

The larvae of two species of insects, the Darkling beetle and the Indian Meal Moth, are popularly referred to as mealworms. Despite the fact that they are different insects, they share the same environment.


Mealworm beetles originated in Europe and are now found all over the world. It is a pest of grain, flour, and food stores, but because numbers are so tiny, it is rarely a significant problem. Mealworms are simple to produce and feed, and they have high protein content. They are manufactured commercially as feed for pets and

zoo animals, such as birds, reptiles, small mammals, batrachians, and fish, for these reasons. They are often given live, although they can also be purchased canned, dried, or powdered.

This book will guide you in the following

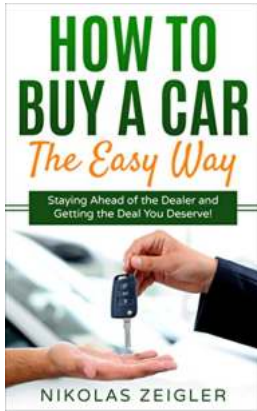
- The meaning of Mealworm
- Supplies needed for your Mealworm
- How to choose your first breeders beetles
- Life cycle of Mealworm
- What to feed your Mealworm
- The crucial temperature for your Mealworm
- How to maintain your Mealworm bin
- Regular feeding and cleaning routine for your Mealworm
- How to set up Mealworm habitation properly
- Step by step on how to raise Mealworm

Buy your copy now



## **The Race Across America: Geronimo Stilton 37**

Geronimo Stilton, the renowned mouse reporter, is back with another thrilling adventure! In his latest ...



## How To Buy a Car The Easy Way - Expert Tips and Advice

Are you ready to buy a car but feeling overwhelmed by the entire process? Don't worry, you're not alone. Purchasing a car can be a complex task, but with the right approach...




## AAM: All About Me: A Chai House Novella (The Chai House 2)

Imagine a cozy little house tucked away in the vibrant streets of an enchanting city. Inside, the scent of freshly brewed chai tea lingers in the air, mixing with whispers...



## The Surprisingly Beneficial and Irresistibly Tasty World of Healthy Coffee

Do you ever find yourself craving that rich aroma and comforting warmth of a fresh cup of coffee to kickstart your day? If so, you're not alone. Coffee has become a staple in...




## The Dark and Delightful World of Popular Skullture: Unearthing Monte Beauchamp's Macabre Fantasies

When it comes to embracing the macabre, few artists possess the unique ability to blend horror, humor, and history as seamlessly as Monte Beauchamp. As an author, editor, and...



## Unlocking Success in the Dance Industry: Your Ultimate Guide to Flourishing on the Dance Floor!

Are you passionate about dance? Do you dream of making it big in the dance industry? Whether you are an aspiring dancer, choreographer, or dance entrepreneur, this ultimate...



## A Mysterious Encounter: Roswell Albuquerque Santa Fe And Taos July 2003

July 2003... a summer that remains etched in the memories of those who witnessed a chain of unexplainable events across the picturesque landscapes of Roswell,...



## My First Swedish Tools In The Shed Picture With English Translations

Have you ever come across a picture that instantly captivates your attention and sparks your curiosity? Well, that's exactly what happened to me when I stumbled upon my...