

## Praying Hands Cross Stitch Pattern - Find Serenity in Your Stitch




Cross stitching is a timeless craft that brings joy, relaxation, and creativity to many. One of the most popular designs in the cross stitching world is the praying hands pattern. This pattern holds deep meaning for many people and serves as a symbol of faith, hope, and spirituality. In this article, we will explore the beauty

and significance of the praying hands cross stitch pattern, and how you can incorporate it into your stitching projects. So, grab your needle and thread, and let's dive into the world of tranquility and artistry.

## Understanding the Praying Hands Motif

The praying hands motif has been prevalent in various forms of art for centuries. It is inspired by a famous painting titled "Praying Hands" by Albrecht Dürer, a German painter and printmaker from the Renaissance period. The painting depicts two hands pressed together in a gesture of prayer, a symbol of devotion and faith.



## Praying Hands Cross Stitch Pattern

by Mother Bee Designs (Kindle Edition)

★★★★★ 5 out of 5

Language : English

File size : 2981 KB

Text-to-Speech : Enabled

Screen Reader : Supported

Enhanced typesetting : Enabled

Print length : 8 pages

Lending : Enabled



The praying hands pattern in cross stitch captures the essence of Dürer's painting and allows stitchers to bring this beautiful imagery to life with their own hands. This motif holds great significance for those seeking solace, comfort, and spiritual connection through their craft.

## Choosing the Right Pattern

When selecting a praying hands cross stitch pattern, it's essential to find a design that resonates with you. There are numerous options available, ranging from intricate and detailed patterns to simpler and more minimalist designs. Consider the size, complexity, and level of detail you desire in your project. Whether you prefer a monochromatic or colorful design, there is a pattern out there that will allow you to create a stunning piece of art.

Additionally, consider the purpose of your project. Are you stitching the praying hands pattern as a personal reflection of your faith, or are you creating it as a gift for someone special? Narrowing down the purpose will help guide your decision-making process and ensure that the final result aligns with your intentions.

## **Materials Needed**

To get started on your praying hands cross stitch project, you will need a few essential materials. Make sure to gather the following supplies before diving into your stitching journey:

- A cross stitch pattern featuring praying hands
- Embroidery floss in various colors
- Cross stitch fabric
- Embroidery hoop
- Cross stitch needles
- Embroidery scissors

## **Stitching Techniques**

Cross stitching is a simple and enjoyable technique that even beginners can master. If you are new to cross stitch, here's a step-by-step guide to help you get

started:

1. Start by securing your fabric in an embroidery hoop to keep it taut and prevent wrinkles.
2. Refer to your cross stitch pattern and choose a color of embroidery floss to begin with.
3. Thread the needle with the selected floss and make a small knot at the end.
4. Begin stitching from the center of your pattern, following the gridlines.
5. Work in small, diagonal stitches to complete each cross on the pattern.
6. Continue stitching, crossing over any neighboring threads for a neat and uniform look.
7. Once you finish stitching with a particular color, secure the thread at the back by making a small knot.
8. Repeat the process with different colored floss until the entire pattern is complete.
9. Remove your fabric from the hoop, and carefully trim any excess threads.
10. Finally, give your completed project a gentle wash and press it to flatten any wrinkles.

## **Adding Personal Touches**

While following a cross stitch pattern is a wonderful way to create beautiful art, don't be afraid to add personal touches to make your project truly unique.

Consider embellishing your praying hands design with beads, sequins, or metallic threads for an extra touch of sparkle and elegance. You can also experiment with different fabric colors and textures to add depth and dimension to your artwork.

Let your creativity roam free and make your stitching project a reflection of your individuality.

Praying hands cross stitch patterns offer a delightful way to find solace and express your spirituality through the art of stitching. Whether you are an experienced cross stitcher or a beginner looking for a new project, incorporating this timeless motif into your creations can bring a sense of serenity and tranquility. So, gather your materials, select the perfect pattern, and let your needle dance on the fabric as you create a masterpiece that resonates with your soul.

Article by: Your Name

Published: Month XX, 2022



## Praying Hands Cross Stitch Pattern

by Mother Bee Designs (Kindle Edition)

★★★★★ 5 out of 5

- Language : English
- File size : 2981 KB
- Text-to-Speech : Enabled
- Screen Reader : Supported
- Enhanced typesetting : Enabled
- Print length : 8 pages
- Lending : Enabled



Praying Hands Cross Stitch Pattern


Size on 14 count roughly 8" X 8"

Includes Cross Stitch Tips




## Ten Must-See Sights in Istanbul: An Unforgettable Journey by Ken Berglund

Istanbul, the cultural and historical capital of Turkey, is a city that captivates the hearts and minds of millions of visitors each year. With its rich tapestry of ancient...




## Unleash Your Creativity with Cricut For Beginners: Complete Practical Guide to Cricut Design Space

The world of crafting has never been more exciting, and if you're ready to dive into the wonderful world of personalization and creativity, then Cricut is...




## Praying Hands Cross Stitch Pattern - Find Serenity in Your Stitch

Cross stitching is a timeless craft that brings joy, relaxation, and creativity to many. One of the most popular designs in the cross stitching...



## Discover the Ultimate Guide to the State's Best Bike Rides: Road Biking Series!

Are you an avid cyclist in search of thrilling road biking adventures? Look no further! We have compiled the essential guide to the state's best bike...




## **Glimmer Of Hope From Desolation To Restoration**

Desolation. It's a word that encompasses the barrenness, the emptiness, and the sheer hopelessness that can consume a person, a community, or even an entire...




## **Cathedral Window Pincushion Pattern - A Stained Glass Display of Craftsmanship**

Are you looking for a unique and visually stunning quilt pattern that will add a touch of elegance to your sewing projects? Look no further than the Cathedral...



## **Berlitz Pocket Guide Portugal Travel Guide Ebook - Your Ultimate Travel Companion!**

Cover Image - Berlitz Pocket Guide Portugal Travel Guide Ebook If you are planning a trip to Portugal, you need a comprehensive guide that will...



## **A Beginner's Guide to Mathematical Foundations: Unlocking the Power of Numbers**

Mathematics is one of the oldest and most essential disciplines in human history. It is the universal language of science and has empowered humanity to...

[praying hands cross stitch](#)

[praying hands cross stitch pattern](#)

[praying hands cross stitch kit](#)

praying hands cross stitch pattern free