


# Picture Frame Trio Plastic Canvas Pattern - Adding Elegance to Your Home




Are you looking to enhance the décor of your home with a touch of elegance? Want to display your cherished photographs in a unique and stylish way? Look no further than the Picture Frame Trio Plastic Canvas Pattern. This pattern will not

only add a touch of sophistication to your walls but also provide you with a fun and creative project to embark on.

## Why Choose the Picture Frame Trio Plastic Canvas Pattern?

The Picture Frame Trio Plastic Canvas Pattern offers a modern twist to traditional picture frames. Its intricate design and attention to detail make it a standout piece of art in any room. With this pattern, you will be able to create three different frames in varying sizes, allowing you to showcase a collection of your most cherished memories.



## Picture Frame Trio: Plastic Canvas Pattern

by Dancing Dolphin Patterns (Kindle Edition)

★★★★☆ 4.5 out of 5

Language : English

File size : 3710 KB

Screen Reader : Supported

Print length : 6 pages

Paperback : 45 pages

Item Weight : 4.2 ounces

Dimensions : 6 x 0.11 x 9 inches



What sets this plastic canvas pattern apart is its versatility. Whether you prefer a contemporary or rustic style, the Picture Frame Trio Plastic Canvas Pattern can be customized to match your personal taste. With a wide selection of color options and alternate stitching techniques, you can create a set of frames that perfectly complements your existing interior design.

## Getting Started with the Picture Frame Trio Plastic Canvas Pattern

Before starting this project, you will need the following materials:

- Plastic canvas sheets
- Embroidery floss
- Needle
- Scissors
- Pattern template

The first step is to print out the pattern template provided with the Picture Frame Trio Plastic Canvas Pattern. This template will guide you through the stitching process and help you create precise and intricate designs. Once you have your template ready, it's time to choose the colors you want to incorporate into your frames.

Next, cut out the plastic canvas sheets according to the dimensions specified in the pattern template. These cut-outs will serve as the base for your frames. Now, thread your needle with embroidery floss and begin stitching the design onto the plastic canvas. Follow the pattern template carefully, ensuring each stitch is placed accurately.

It may take some practice to perfect your stitching technique, but don't be discouraged. The process is incredibly rewarding, and with each frame, you will witness your skills improving. Experiment with different stitches and thread colors to add depth and texture to your frames.


## **Displaying Your Picture Frame Trio**

Once you have completed all three picture frames, it's time to decide where to display them. These frames are ideal for showcasing beloved family photographs, capturing memorable vacations, or even displaying beautiful pieces of artwork.

Hang the frames on a bare wall to create a stunning focal point in any room. Alternatively, you can arrange them on shelves or a mantelpiece, creating a chic and artistic display. The options are endless and entirely dependent on your imagination.

The Picture Frame Trio Plastic Canvas Pattern is a fantastic project for those with a passion for crafting and a desire to add a touch of elegance to their home décor. The satisfaction that comes with creating your own unique frames is unmatched. From the initial stitching process to the final display of your cherished photographs, this pattern offers endless opportunities for creativity and self-expression.

So, why wait? Get your hands on the Picture Frame Trio Plastic Canvas Pattern today, and start beautifying your home while indulging in a fulfilling and enjoyable crafting experience.



## Picture Frame Trio: Plastic Canvas Pattern

by Dancing Dolphin Patterns (Kindle Edition)

★★★★☆ 4.5 out of 5

Language : English

File size : 3710 KB

Screen Reader : Supported

Print length : 6 pages

Paperback : 45 pages

Item Weight : 4.2 ounces

Dimensions : 6 x 0.11 x 9 inches




This is a perfect way to display pictures of your family, these photo frames were designed to look great in your home all year. You can stitch it in colors to match

your decor if you prefer and you can make it longer by adding more frames. Stitch this plastic canvas pattern using 7 count plastic canvas mesh and medium weight yarn.


Plastic canvas is a variation of needlepoint and other canvas work crafts, such as embroidery. Our patterns are designed to use acrylic or wool based yarns in medium or worsted weights. Because plastic canvas mesh is so rigid, it is perfect for creating 3-dimensional objects such as tissue box covers, small jewelry and trinket boxes, handbags, magnets, dolls, vases, napkin holders, wind chimes and many other types of both decorative and useful items. Dancing Dolphin Patterns have full instructions, and large full color charts.

Plastic canvas comes in different colors and with various size holes for different thicknesses of yarn. As with any textile canvas, the hole size is called count. For example, 10-count plastic canvas mesh has 10 holes per linear inch. The most common sizes are 5, 7, 10, and 14 count. It is sold most often in sheets; pre-cut shapes are available in circles, triangles and novelty shapes such as butterflies, hearts, and stars. Our patterns are designed using 7 count plastic canvas mesh.




## **High Water Iowa Kids 1910 - A Fascinating Historical Tale**

Imagine being a child living in Iowa in the year 1910, where the rivers were known to rise and unleash their fury from time to time. The floods that devastated the region...




## The Blemished Blemished: Unveiling the Secrets of Flawed Perfection

Perfection has long been an idolized concept in our society. From flawless models gracing magazine covers to pristine architecture adorning our cities, we are constantly...



## How Private Equity And Venture Capital Will Shape The Global Economy

Private equity and venture capital have long been instrumental in shaping the global economy. With their ability to provide funding, expertise, and strategic guidance to...



## Italy Over 300 Critical Tips You Need To Know Before You Go

Italy, a country steeped in history and culture, is a dream destination for many travelers. With its iconic landmarks, delicious cuisine, and...




## Unveiling the Magic: Days and Nights in London

London, the crown jewel of the United Kingdom, is a city that truly never sleeps. Overflowing with history, culture, and vibrant energy, every corner of this magnificent...



## **Awake To The Unexpected Adventures Of Everyday Faith: Discovering the Magic in Life's Small Moments**

Life is an incredible journey, full of surprises and unexpected encounters that can leave us in awe. But how often do we actually stop to appreciate the magical moments that...



## **Discover the Hidden Gems of Krakow with Berlitz Pocket Guide Travel Ebook!**

Are you planning a trip to Krakow? Are you eager to explore the rich historical heritage, architectural wonders, and vibrant culture of this magnificent Polish city? Look no...



## **Experience the Passion: Unveiling the Intensity of Winds Of Passion Homoerotic Poems**

Step into a world where words become an intimate dance, where desires can be expressed freely, and emotions flow like winds of passion. Welcome to the enchanting realm of...