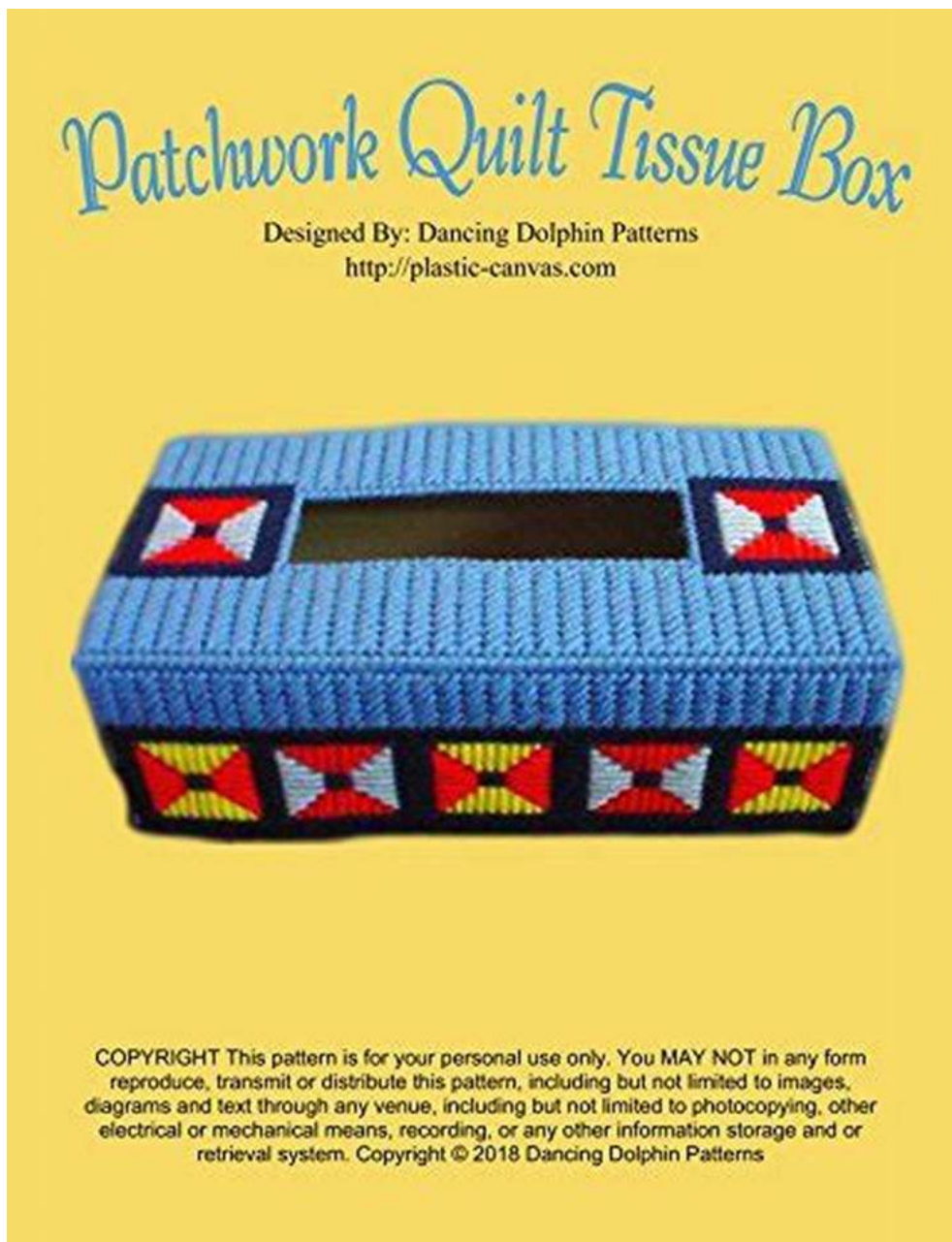



Patchwork Quilt Regular Tissue Cover Plastic Canvas Pattern



Are you a crafting enthusiast looking for your next DIY project? Look no further! In this article, we will explore the exquisite Patchwork Quilt Regular Tissue Cover Plastic Canvas Pattern, perfect for adding a touch of charm to any setting.

Why Choose Patchwork Quilt Regular Tissue Cover Pattern?

Plastic canvas crafting has gained popularity among DIY enthusiasts for its versatility and ease of use. The Patchwork Quilt Regular Tissue Cover Pattern is an ideal choice for anyone who wants to create functional yet visually appealing accessories.



Patchwork Quilt Regular Tissue Cover: Plastic Canvas Pattern by Dancing Dolphin Patterns (Kindle Edition)

★★★★☆ 4 out of 5

Language : English

File size : 4666 KB

Screen Reader : Supported

Print length : 54 pages



The pattern consists of various vibrant patchwork squares that come together to form a visually stunning design. It captures the essence of a traditional quilt, combining both modern and rustic elements in a single piece.

How to Get Started with the Patchwork Quilt Regular Tissue Cover Pattern?

Creating your own Patchwork Quilt Regular Tissue Cover is both fun and rewarding. To get started, you will need the following materials:

- Plastic canvas grid
- Various colors of yarn or thread
- Embroidery needle
- Scissors

- Tissue box template

Once you have gathered all the necessary materials, follow these steps:

1. Using the tissue box template, cut out the plastic canvas pieces required for the cover.
2. Begin stitching one square at a time, using your chosen yarn or thread color. You can employ different stitches, such as cross-stitch or backstitch, to add depth and variation to your design.
3. Keep stitching until all the squares are completed, ensuring that the colors flow harmoniously.
4. Stitch the sides of the cover together, forming a box-like structure.
5. Insert the tissue box inside the cover, making sure it fits snugly.

Voila! Your Patchwork Quilt Regular Tissue Cover is complete. Place it on any surface to instantly add a pop of color and creativity to your home or office environment.

Benefits of Creating Your Own Patchwork Quilt Regular Tissue Cover

Embarking on this creative journey offers several advantages:

- **Personalization:** You have the freedom to choose the colors, patterns, and stitches that best represent your style and preferences.
- **Cost-effective:** Creating your own tissue cover is a cost-effective alternative to purchasing pre-made ones. You can reuse materials and use scrap yarn for a sustainable approach.

- Gifts: Handmade items make thoughtful and heartwarming gifts for your loved ones. Customize the cover to match their personality or home decor.
- Relaxation: Engaging in a creative activity like plastic canvas stitching can help reduce stress and promote relaxation.


Finding Inspiration for Your Patchwork Quilt Regular Tissue Cover

If you are unsure about the color combinations or design inspiration, browse through online crafting communities and platforms. Pinterest, Instagram, and Facebook groups dedicated to plastic canvas crafting offer a treasure trove of ideas and tips.

In

The Patchwork Quilt Regular Tissue Cover Plastic Canvas Pattern is an excellent DIY project to unleash your creativity and enjoy the rewarding process of crafting. With its myriad of colors and stunning design, this tissue cover will undoubtedly add a touch of warmth and style to any setting.

Start your plastic canvas stitching adventure today and create a Patchwork Quilt Regular Tissue Cover that impresses everyone with your craftsmanship!



Patchwork Quilt Regular Tissue Cover: Plastic Canvas Pattern by Dancing Dolphin Patterns (Kindle Edition)

★★★★☆ 4 out of 5

Language : English

File size : 4666 KB

Screen Reader : Supported

Print length : 54 pages



If you love quilting or just like quilts this regular sized tissue box cover is perfect for you! The design was inspired by an old fashioned quilt my grandmother owned. Stitch this plastic canvas pattern using 7 count plastic canvas mesh, and medium weight yarn.

Plastic canvas is a variation of needlepoint and other canvas work crafts, such as embroidery. Our patterns are designed to use acrylic or wool based yarns in medium or worsted weights. Because plastic canvas mesh is so rigid, it is perfect for creating 3-dimensional objects such as tissue box covers, small jewelry and trinket boxes, handbags, magnets, dolls, vases, napkin holders, wind chimes and many other types of both decorative and useful items. Dancing Dolphin Patterns have full instructions, and large full color charts.

Plastic canvas comes in different colors and with various size holes for different thicknesses of yarn. As with any textile canvas, the hole size is called count. For example, 10-count plastic canvas mesh has 10 holes per linear inch. The most common sizes are 5, 7, 10, and 14 count. It is sold most often in sheets; pre-cut shapes are available in circles, triangles and novelty shapes such as butterflies, hearts, and stars. Our patterns are designed using 7 count plastic canvas mesh.



The Ultimate Guide: A Heartwarming Story About First Swimming Lessons For Children

Swimming is not just a fun activity, but it also holds an essential investment in a child's safety and development. The first swimming lessons for children mark a memorable...




Vietnam Travel Guide: Unveiling the Hidden Gems in Aline De Souza's Recommended Itinerary

Oh, the wonders of Vietnam! From breathtaking natural landscapes to vibrant cultural heritage, this Southeast Asian gem has it all. And no one knows how to explore it better...



The Secret of the Hundred Doors: When Things Go Wrong

Have you ever wondered what lies behind closed doors? Well, imagine stumbling upon a hundred of them, each with its own secret waiting to be revealed. This mysterious...



The Legendary Journey: The Search For The Stone Of Excalibur

The Stone of Excalibur, a mythical artifact deeply intertwined with the legend of King Arthur and his renowned sword, has captivated the imagination of...



The Tree Swing Tales from Riverside Farm


At Riverside Farm, nestled in the heart of nature, a mystical tree swing has become the gathering point of unforgettable stories. Families, friends,...

Back To The Eighties
A Sci-Fi Body Swap Novel




Unusual Encounters: A Mind-Blowing Sci-Fi Body Swap Novel That Will Leave You Breathless

Are you ready for an extraordinary journey that will challenge the very fabric of your perception? Look no further than "Unusual Encounters," the mind-blowing...



Waiting For The Arrival Of The Traveling Butterflies And Fireflies Rete Tann

Picture a serene summer evening, the air filled with the sweet scent of blooming flowers and a gentle breeze rustling the leaves. As dusk approaches, an enchanting dance is...



Keeping Backyard Horse: The Ultimate Guide to Creating a Dreamy Haven for Your Equine Companion

Are you a horse lover looking to keep your equine companion closer to home? Imagine the joy of having your very own horse right in your backyard, where you can spend quality...