

My Crayon Box Plastic Canvas Pattern - A Fun DIY Project!

Are you searching for a new creative project that will provide endless fun and also be practical? Look no further than the My Crayon Box Plastic Canvas Pattern! With this DIY pattern, you can create a unique and colorful crayon box that will not only keep your crayons organized but also add a touch of creativity to your space. Let's dive into the details of this exciting project and explore the wonders of plastic canvas crafting.

Why choose the My Crayon Box Plastic Canvas Pattern?

Plastic canvas crafting has gained popularity among arts and crafts enthusiasts due to its versatility. Whether you are a beginner or an experienced crafter, this pattern is perfect for all skill levels. The My Crayon Box Plastic Canvas Pattern offers a fantastic way to enjoy the art of stitching while creating something useful and visually appealing.

The beauty of plastic canvas crafting

Plastic canvas, a stiff plastic mesh that resembles cross-stitch fabric, provides a unique foundation for creating various crafts. Its grid-like structure allows for precise and geometric designs. This pattern takes full advantage of plastic canvas, allowing you to create beautifully shaped crayon compartments that ensure your crayons stay organized and within reach.


My Crayon Box: Plastic Canvas Pattern

by Dancing Dolphin Patterns (Kindle Edition)

★★★★★ 5 out of 5

Language : English

File size : 4379 KB



Screen Reader : Supported

Print length : 6 pages



Dive into a world of colors

The My Crayon Box Plastic Canvas Pattern includes a wide range of colorful yarns or threads that you can choose from. The color combinations are endless! You can opt for vibrant shades to create a playful and exciting crayon box, or you can select more calming hues to match your existing decor. The choice is entirely yours, allowing you to personalize your creation and make it unique.

Bring out your creativity

One of the most satisfying aspects of plastic canvas crafting is the ability to unleash your creativity. You can add your own personal touches like additional embellishments, buttons, or even fabric linings inside the compartments to make your crayon box truly special. This project provides an excellent opportunity to experiment with different stitches, patterns, and textures, letting you showcase your artistic flair.

Perfect for all ages

The My Crayon Box Plastic Canvas Pattern is not only a fantastic craft project for adults but also a great activity for kids. It offers an interactive and engaging experience that allows children to explore their creativity while enhancing their

fine motor skills and concentration. The colorful outcome will surely bring a smile to their faces and a sense of accomplishment.


Get started with the My Crayon Box Plastic Canvas Pattern today!

Now that you know the many exciting possibilities that the My Crayon Box Plastic Canvas Pattern offers, it's time to gather your materials and get started on this fun DIY project. You can easily find plastic canvas and a variety of colorful yarn or thread at your local craft store or online. Grab your needles, choose your favorite colors, and embark on a creative journey that will leave you with a functional and beautiful crayon box you can proudly display.


Don't miss out on this opportunity to dive into the world of plastic canvas crafting. The My Crayon Box Plastic Canvas Pattern is your ticket to a creative escape that will bring joy, organization, and a splash of color to your life. Let your imagination run wild, and create a masterpiece that will be admired by all. Get ready to experience the satisfaction of completing a project that showcases your skills and creativity. Happy crafting!

My Crayon Box

Designed By: Dancing Dolphin Patterns
<http://plastic-canvas.com>



COPYRIGHT This pattern is for your personal use only. You MAY NOT in any form reproduce, transmit or distribute this pattern, including but not limited to images, diagrams and text through any venue, including but not limited to photocopying, other electrical or mechanical means, recording, or any other information storage and or retrieval system. Copyright © 2018 Dancing Dolphin Patterns



My Crayon Box: Plastic Canvas Pattern

by Dancing Dolphin Patterns (Kindle Edition)

★★★★★ 5 out of 5

Language : English

File size : 4379 KB

Screen Reader : Supported

Print length : 6 pages



My Crayon Box: Plastic Canvas Pattern

The kids in your family would love this nice big 7x7 square box that holds tons of crayons and pencils. It's fully lined so it's nice & sturdy too!

[Add To Cart Now](#)

Plastic canvas is a variation of needlepoint and other canvas work crafts, such as embroidery. Because plastic canvas mesh is rigid, it is perfect for creating 3-dimensional objects such as tissue box covers, small jewelry and trinket boxes, handbags, magnets, dolls, vases, napkin holders, wind chimes and many other types of both decorative and useful items. Plastic canvas comes in different colors and with various size holes for different thicknesses of yarn. As with any textile canvas, the hole size is called count. For example, 10-count plastic canvas mesh has 10 holes per linear inch. The most common sizes are 5, 7, 10, and 14 count. It is sold most often in sheets; pre-cut shapes are available in circles, triangles and novelty shapes such as butterflies, hearts, and stars.

Features:

- Full Color Chart/Graph
- Color Key
- Step by Step Instructions
- Original and Unique Pattern Design

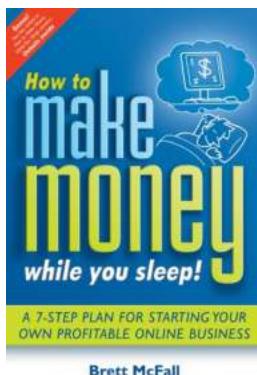
Product Description:

- Use 7 Count Plastic Canvas Mesh
- Stitch with Medium or Worsted Weight Yarn
- Easy and Fun Needlepoint Craft
- Great for All Ages

We have lots of great craft and needlepoint patterns, crafting journals, template books and notebooks so be sure to check out our other listings by clicking on the "Dancing Dolphin Patterns" link just below the title of this plastic canvas pattern.


Ideas On How To Use This Pattern:

- Christmas Gift
- Holiday Gift
- Friendship Gift
- Birthday Gift
- Thank You Gift



How To Make Money While You Sleep

Imagine waking up in the morning to find your bank account filled with money, earned while you were sound asleep. The notion of making money without actively working for it...




Experience the Whimsical World of The Old Gumbie Cat Old Possum Cats

Step into a magical realm where feline elegance meets captivating storytelling. Prepare to be mesmerized as we delve into the enchanting tale of The Old Gumbie Cat Old Possum...




Why Everyone is Talking About Cassie Quest Suzanne Downes: The Extraordinary Journey of a Modern Adventurer

Have you heard of the fearless explorer, Cassie Quest Suzanne Downes? If not, you're in for a treat! Join us as we delve into the incredible adventures and life of this...




The People, The Cars, and The Culture - A Deep Dive into Automotive Enthusiasm

Are you ready to embark on a journey exploring the passionate world of automobiles, filled with remarkable stories, thrilling adventures, and a vibrant community that...




Discover Over 60 Reusable Motifs To Iron On And Embroider!

Are you passionate about creating unique garments or personalized gifts? Adding embroidery motifs to your fabric projects can bring a touch of individuality and craftsmanship....



A Journey through History: Exploring August Wilson's Masterpiece - Joe Turner Come And Gone

Are you ready to embark on an enthralling journey through time? Step into the captivating world of August Wilson's critically acclaimed play, Joe Turner Come And Gone, where...



Using Six Sigma To Transform Schools

Education plays a crucial role in shaping the future of our children. However, as society evolves, so do the challenges faced by schools in providing quality...



Skyfishing Grand Tale With Grandpa - A Memorable Adventure Like No Other!

Imagine a world where fish fly gracefully through the sky, where clouds resemble schools of fish swimming in the vast blue horizon. This is the extraordinary story of...