

Modern Granny Square Seamless Lace Crochet Motif Pattern - Step-By-Step Guide

Are you looking for a creative and visually stunning crochet project? Look no further than the modern granny square seamless lace crochet motif pattern. This pattern is perfect for both beginners and experienced crocheters who want to add a touch of elegance to their projects.

The granny square motif has long been a favorite among crocheters due to its versatility and timeless appeal. But with this modern twist, you can take your crochet skills to a whole new level. The seamless lace crochet motif pattern combines traditional techniques with a contemporary design to create a stunning and intricate crochet masterpiece.

Before we delve into the step-by-step instructions, let's talk about the materials you'll need:



Asymmetric High-Low Shawl Cape Top Crochet Pattern: A modern granny square seamless lace crochet motif pattern by Kristen Stein (Kindle Edition)

★★★★★ 5 out of 5

Language : English
File size : 12055 KB
Text-to-Speech : Enabled
Screen Reader : Supported
Enhanced typesetting : Enabled
Print length : 55 pages
Lending : Enabled



Materials:

- Size G (4.25mm) crochet hook
- Lightweight yarn in your preferred color
- Scissors
- Tapestry needle for weaving in ends

Now that you have your materials ready, let's start crocheting!

Step 1: Foundation Chain

To begin, make a slip knot and chain 4. Join with a slip stitch to form a ring.

Step 2: First Round

Chain 3 (counts as 1 double crochet), work 2 double crochet into the ring. Chain 2, work 3 double crochet into the ring. Repeat this pattern three more times. Join with a slip stitch to the top of the beginning chain 3.



Step 3: Second Round

Chain 3 (counts as 1 double crochet), work 1 double crochet into each of the next 2 double crochet stitches. Work 2 double crochet, chain 2, 2 double crochet into the corner chain-2 space. Repeat this pattern three more times. Join with a slip stitch to the top of the beginning chain 3.



Step 4: Repeating Rounds 2 and 3

Continue repeating Rounds 2 and 3 until your granny square reaches the desired size. You can experiment with different yarn colors or even add more rounds for a larger motif.



Once you have completed your granny square motif, you can use it in various ways. Sew multiple motifs together to create a beautiful afghan or blanket. Alternatively, you can turn it into a stylish cushion cover, a table runner, or even a delicate lace shawl.

The modern granny square seamless lace crochet motif pattern is not only visually appealing but also offers a sense of accomplishment when finished. The

intricate design is bound to impress and will make a perfect handmade gift for your loved ones.

So grab your crochet hook, choose your favorite yarn, and let your creativity flow. With this captivating pattern, you'll have a unique crochet creation that showcases your skills and adds a touch of modern elegance to any project.

The modern granny square seamless lace crochet motif pattern is a delightful twist on the classic granny square, offering crocheters the opportunity to create intricate and visually stunning projects. By following the step-by-step instructions provided, you can easily create your own masterpiece. So why wait? Start crocheting today and enjoy the beauty of this modern crochet technique!



Asymmetric High-Low Shawl Cape Top Crochet Pattern: A modern granny square seamless lace crochet motif pattern by Kristen Stein (Kindle Edition)


★★★★★ 5 out of 5

Language : English
File size : 12055 KB
Text-to-Speech : Enabled
Screen Reader : Supported
Enhanced typesetting : Enabled
Print length : 55 pages
Lending : Enabled



A modern asymmetric shawl top crochet pattern by contemporary artist Kristen Stein. This hi-low cape-like shawl has a one-arm opening to allow for better fit and fluidity. The garment hangs over the shoulder on the shorter side and drapes longer on the other side with the arm opening. This allows you to wear the shawl

like a cape and a layering top. The armhole provides for a comfortable fit with greater flexibility of movement while wearing the garment. The pattern is a one-size-fits most pattern with generous fit. The beautiful lace-inspired motifs join together to form an intricate, flowing top that can be worn with so many different outfits. This particular piece was done with super-fine #1 yarn for an almost weightless garment that is super soft and comfortable.




How Artificial Intelligence is Reshaping Life And Business Forever

The development and integration of artificial intelligence (AI) into various aspects of life and business activities have become a game-changer in today's digital era. AI,...




African Collection: 12 Projects Gift For The Needlewoman

African textile art is known for its vibrant colors, intricate designs, and rich cultural heritage. For the needlewoman who is interested in exploring this unique style, the...




The Reason Why Elinor Glyn

When it comes to influential women in literature and Hollywood, one cannot overlook the remarkable legacy of Elinor Glyn. Born in 1864 in Jersey, Channel Islands,...




Feelu: Explore Your Feelings with Niloufar Shafiei

Are you feeling lost? Uncertain about your emotions? In a world filled with constant distractions and busy schedules, it's easy to bury our feelings and ignore them. But what...




The Pox Ward: Unraveling the Mysteries from The Pox Series

Imagine stepping into a dark and eerie ward, where shadows dance ominously and the air is thick with anticipation. Welcome to "The Pox Ward," the latest installment in the...




How To Make Your Customers Happier While Saving Money, Time, And Effort

Everyone knows that customer satisfaction is crucial for the success of any business. Happy customers not only become loyal, repeat customers but also serve as advocates...



Magic Add Strip Quilts - Unlock the Secrets of This Mesmerizing Craft

Quilting has been an integral part of human culture for centuries, with various techniques and designs evolving over time. Among them, magic add strip quilts...



The Complete Works Of Stanley Lane Poole: A Journey into History, Culture, and Intrigue

Stanley Lane Poole, a prominent 19th-century British historian, archaeologist, and writer, left an indelible mark on the world with his captivating works. Known for his...