

Making Your Next Project Better Than The Last One

Have you ever reached the end of a project and thought, "I could have done better"? It's a common sentiment among creators and professionals across all industries. Whether you're a writer, a designer, a programmer, or an entrepreneur, the desire to continuously improve and make each subsequent project better than the last one is a driving force behind success.

In this article, we will explore strategies and techniques that can help you elevate your next project to new heights. From refining your skills to embracing feedback, these tips will empower you to deliver exceptional work that surpasses your previous achievements.

1. Reflect on Your Past Project

Before diving into your next endeavor, take some time to analyze your previous project objectively. Identify its strengths and weaknesses. What aspects could have been improved? Were there any missed opportunities? By pinpointing areas for enhancement, you lay the foundation for a more impactful and fulfilling future project.



Six Sigma Green Belt, Round 2: Making Your Next Project Better than the Last One

by Tracy L. Owens (Kindle Edition)

★★★★★ 5 out of 5

Language : English

File size : 10303 KB

Text-to-Speech : Enabled

Enhanced typesetting : Enabled

Word Wise : Enabled

Print length	: 160 pages
Lending	: Enabled
Screen Reader	: Supported
Paperback	: 108 pages
Item Weight	: 7.4 ounces
Dimensions	: 7.44 x 0.22 x 9.69 inches



2. Identify Key Lessons Learned

Each project teaches us valuable lessons. Maybe you discovered a more efficient coding technique, realized the importance of conducting thorough market research, or found that clear communication with clients leads to better outcomes. Reflect on these lessons and incorporate them into your next project's strategy. Continuously evolving your approach will result in a more refined and successful final product.

3. Set Clear Goals and Objectives

Having a clear vision for your next project is vital. Define specific goals and objectives that you strive to achieve. Whether it is improving user engagement, optimizing performance, or increasing sales, setting clear targets will guide your decision-making process and ensure you stay on track throughout the project's lifecycle.

4. Embrace Collaboration and Feedback

Collaborating with others and seeking feedback is a powerful way to enhance your work. Surround yourself with talented individuals who can contribute unique perspectives and skills to your project. Embrace constructive criticism and use it to refine your ideas and implementation. Remember, feedback is a valuable tool

for growth, and incorporating it into your process will undoubtedly make your next project better.

5. Refine Your Skill Set

Continuous learning and skill development are crucial for any professional striving to excel in their field. Identify areas where you can expand your knowledge or improve your skills related to your next project. Take online courses, attend workshops, or seek mentorship opportunities. The more you invest in your personal and professional growth, the better equipped you'll be to surpass your previous project's achievements.

6. Innovate and Take Risks

Don't be afraid to step outside your comfort zone and challenge conventional thinking. Innovation often comes from taking calculated risks and exploring new approaches. Push boundaries, experiment with novel ideas, and embrace creativity. Incorporating fresh concepts and techniques into your next project will undoubtedly make it stand out and exceed your previous work.

7. Test and Iterate

Testing and iteration are essential for refining your project. Develop prototypes, conduct user testing, and gather feedback along the way. This process allows you to identify and address issues early on, leading to a more polished and user-friendly final product. Embrace continuous improvement, and your next project will undoubtedly surpass your previous one.

8. Learn From Competitors

Observing and analyzing the work of your competitors can provide valuable insights. Identify successful projects in your industry and understand what makes them stand out. Analyze their strategies, design choices, and user feedback.

While it's important to maintain your unique voice and style, studying competitors can help you uncover new ideas and techniques to incorporate into your next project.

9. Prioritize User Experience

Regardless of the nature of your project, prioritizing user experience should be at the forefront of your mind. Consider how users will interact with your creation and constantly seek opportunities to improve their experience. Conduct usability tests, gather feedback from users, and iterate accordingly. By prioritizing user experience, you'll ensure that your next project surpasses the previous one in terms of user satisfaction and engagement.

10. Celebrate Achievements and Learn from Failures

After completing a project, take a moment to celebrate your achievements. Recognize the progress you've made and the obstacles you've overcome. However, don't be discouraged by any failures or setbacks along the way. Learn from them and use them as stepping stones towards future success. The ability to learn from both successes and failures is what separates remarkable projects from mediocre ones.

Remember, each new project is an opportunity for growth and improvement. By implementing these strategies and techniques, embracing continuous learning, and focusing on delivering an exceptional user experience, you can make your next project better than the last one. So, seize the opportunity, unleash your creativity, and exceed your own expectations with your next endeavor!

Six Sigma Green Belt, Round 2: Making Your Next Project Better than the Last One

by Tracy L. Owens (Kindle Edition)

★★★★★ 5 out of 5



Language	: English
File size	: 10303 KB
Text-to-Speech	: Enabled
Enhanced typesetting	: Enabled
Word Wise	: Enabled
Print length	: 160 pages
Lending	: Enabled
Screen Reader	: Supported
Paperback	: 108 pages
Item Weight	: 7.4 ounces
Dimensions	: 7.44 x 0.22 x 9.69 inches



You've been trained and tested and you've been successful. Now, where will you take it from here?

This book is intended for the Green Belt or anybody who has attended Six Sigma training and has been coached through a complete project, and who now wants to or needs to step out on their own and manage improvement projects without a dedicated coach.

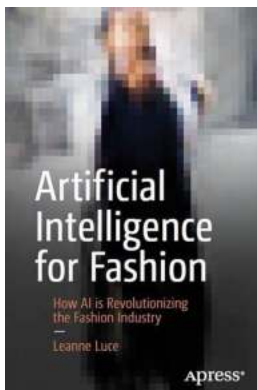
For a Green Belt, it is probable that the first project was coached by another Six Sigma practitioner, either within the organization or consulting for them, and that the coach's performance may have been evaluated based on the success of the Green Belt's project. Now that the first project is done, the coach has likely moved on to the next new Green Belt candidate. So, what happens to yesterday's Green Belt?

Detailed in these pages is a user-friendly guide to completing an improvement project quickly and thoroughly. The author has identified the nine most critical elements of a project and presented the tools needed to deliver those nine. A

person who has been exposed to Six Sigma training will not have a difficult time understanding and applying the tools and techniques presented. Even a non-Green Belt will find this material to be usable with only a little coaching.

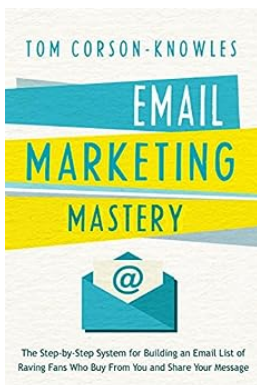
Dotted throughout the book are descriptions of team meetings, five in all, that will serve the purpose of delivering the nine critical elements in a 90-day time frame.

The book's final chapter is intended as a guide to process management and process improvement in or outside the context of an improvement project. Once the concepts and topics become familiar to the reader, Chapter 10 can be read independently and repeatedly to help the organization manage its processes and improve them every day.




How AI Is Revolutionizing The Fashion Industry

Are you tired of struggling to find the perfect outfit? Do you wish you had a personal stylist who understands your unique taste and preferences? Well, thanks to the...




The Step By Step System For Building An Email List Of Raving Fans Who Buy From

Building an email list of loyal and engaged subscribers is an essential step for any business wanting to increase sales and profitability. However,...




Discover the Essential Guide: What Needed Right Now Routledge Advances In Theatre Performance Studies

In the world of theatre, where innovative ideas and cutting-edge research take center stage, staying updated with the latest advancements is crucial. Routledge...




The Heroic Journey Of Australian Convict Women

The Convict Transportation System The story of Australian convict women is a testament to the resilience, strength, and bravery of a group of ...




Harding Luck Original Classics And Annotated - Unveiling Endless Adventure

In the vast world of literature, some books have managed to stand the test of time, captivating readers across generations. The Harding Luck Original Classics And Annotated...



New Boss, New Ballpark, and One Last Ring for the Yankees Core Four

As the New York Yankees welcomed a new owner and prepared to move into a brand-new ballpark, fans wondered if this would be the season that would bring one last championship...



The Bsa Bantam Bible Peter Henshaw: The Ultimate Guide for Bantam Enthusiasts

If you are a motorcycle enthusiast, you would know that the BSA Bantam is one of the most iconic bikes in the history of motorcycles. Introduced in 1948 by the Birmingham...



Those Were The Days: A Nostalgic Journey Through Time

Do you ever find yourself reminiscing about the good old days? The days when life seemed simpler, and everything felt more magical? Well, you are not alone. In today's...