

# Making The Op Process More Agile Complete Self Assessment Guide

Operating processes are the backbone of any organization. Getting them right is crucial for the success and growth of a business. In today's fast-paced world, where agility is highly valued, organizations are constantly looking for ways to make their operational processes more agile. In this complete self-assessment guide, we will explore different strategies and methods that can help you make your op process more agile.

## Understanding the Importance of Agility

Agility is the ability to respond quickly and effectively to changes and uncertainties. In a constantly evolving business environment, agility is what sets successful organizations apart from the rest. By being agile, businesses can adapt to market changes, customer demands, and technological advancements, thereby staying relevant and competitive.

However, traditional operational processes can often be slow and rigid, making it difficult for businesses to respond to change effectively. This is where making the op process more agile becomes crucial.



## Making the S&OP Process More Agile Complete Self-Assessment Guide

by Peter Vessenes (Paperback – November 25, 2018)

★★★★☆ 4.7 out of 5

Language : English

File size : 64171 KB

Text-to-Speech : Enabled

Screen Reader : Supported

Enhanced typesetting : Enabled

Print length	: 947 pages
Item Weight	: 13.4 ounces
Dimensions	: 5.98 x 0.6 x 9.02 inches
Paperback	: 284 pages



## Assessing Your Current Operational Processes

Before you can make any improvements, it is important to assess your current operational processes thoroughly. This self-assessment will help you identify the strengths, weaknesses, and areas for improvement in your existing processes.

Start by mapping out your processes and documenting each step. Look for bottlenecks, unnecessary steps, and inefficiencies in the workflow. This analysis will help you pinpoint areas that can be made more agile.

## Identifying Areas for Improvement

Once you have assessed your current operational processes, you need to identify the areas where you can make improvements to enhance agility. These may include:

- Streamlining processes: Eliminating unnecessary steps and simplifying workflows can significantly improve agility.
- Automating tasks: Leveraging technology to automate repetitive tasks can free up valuable time and resources, allowing your team to focus on more value-added activities.
- Empowering employees: Embracing a culture of autonomy and empowerment can foster innovation and creativity, leading to more agile processes.

- Embracing cross-functional collaboration: Breaking down silos and encouraging collaboration among different departments can help align efforts and speed up decision-making.
- Adopting agile methodologies: Implementing agile methodologies such as Scrum or Kanban can introduce flexibility and adaptability in your operational processes.

## **Implementing Agile Strategies**

Now that you have identified the areas for improvement, it is time to take action. Implementing agile strategies requires careful planning, execution, and continuous monitoring. Here are some steps to get you started:

1. Set clear goals: Define what you want to achieve by making your op process more agile. This could be increasing efficiency, reducing time-to-market, or improving customer satisfaction.
2. Outline a roadmap: Create a plan that outlines the specific actions you will take to make your op process more agile. Assign responsibilities and timelines for each task to ensure accountability.
3. Communicate the changes: Inform your team about the planned changes and the benefits they are expected to bring. Encourage their active participation and provide training if necessary.
4. Monitor progress: Regularly track the progress of the agile initiatives and make adjustments as needed. Use key performance indicators (KPIs) to measure the effectiveness of the changes.
5. Continuously improve: Agile processes require continuous improvement. Encourage feedback from your team and stakeholders to identify areas that still need refinement.

Making your op process more agile is a journey that requires commitment and effort. By streamlining processes, leveraging technology, empowering employees, embracing collaboration, and adopting agile methodologies, you can make your operational processes more responsive and adaptable to change.

Remember, agility is not a one-time achievement but an ongoing process. Continuously assess and adapt your processes to stay ahead in today's dynamic business landscape.



## Making the S&OP Process More Agile Complete Self-Assessment Guide

by Peter Vessenes (Paperback – November 25, 2018)

★★★★☆ 4.7 out of 5

Language	: English
File size	: 64171 KB
Text-to-Speech	: Enabled
Screen Reader	: Supported
Enhanced typesetting	: Enabled
Print length	: 947 pages
Item Weight	: 13.4 ounces
Dimensions	: 5.98 x 0.6 x 9.02 inches
Paperback	: 284 pages



How do you assess your Making the S&OP Process More Agile workforce capability and capacity needs, including skills, competencies, and staffing levels? What is effective Making the S&OP Process More Agile? What are internal and external Making the S&OP Process More Agile relations? What does Making the S&OP Process More Agile success mean to the stakeholders? How can skill-level changes improve Making the S&OP Process More Agile?

This easy Making the S&OP Process More Agile self-assessment will make you the dependable Making the S&OP Process More Agile domain adviser by revealing just what you need to know to be fluent and ready for any Making the S&OP Process More Agile challenge.

How do I reduce the effort in the Making the S&OP Process More Agile work to be done to get problems solved? How can I ensure that plans of action include every Making the S&OP Process More Agile task and that every Making the S&OP Process More Agile outcome is in place? How will I save time investigating strategic and tactical options and ensuring Making the S&OP Process More Agile costs are low? How can I deliver tailored Making the S&OP Process More Agile advice instantly with structured going-forward plans?

There's no better guide through these mind-expanding questions than acclaimed best-selling author Gerard Blokdyk. Blokdyk ensures all Making the S&OP Process More Agile essentials are covered, from every angle: the Making the S&OP Process More Agile self-assessment shows succinctly and clearly that what needs to be clarified to organize the required activities and processes so that Making the S&OP Process More Agile outcomes are achieved.

Contains extensive criteria grounded in past and current successful projects and activities by experienced Making the S&OP Process More Agile practitioners. Their mastery, combined with the easy elegance of the self-assessment, provides its superior value to you in knowing how to ensure the outcome of any efforts in Making the S&OP Process More Agile are maximized with professional results.

Your purchase includes access details to the Making the S&OP Process More Agile self-assessment dashboard download which gives you your dynamically prioritized projects-ready tool and shows you exactly what to do next. Your

exclusive instant access details can be found in your book. You will receive the following contents with New and Updated specific criteria:

- The latest quick edition of the book in PDF
- The latest complete edition of the book in PDF, which criteria correspond to the criteria in...
- The Self-Assessment Excel Dashboard, and...
- Example pre-filled Self-Assessment Excel Dashboard to get familiar with results generation

...plus an extra, special, resource that helps you with project managing.


## INCLUDES LIFETIME SELF ASSESSMENT UPDATES

Every self assessment comes with Lifetime Updates and Lifetime Free Updated Books. Lifetime Updates is an industry-first feature which allows you to receive verified self assessment updates, ensuring you always have the most accurate information at your fingertips.



## Making The Op Process More Agile Complete Self Assessment Guide

Operating processes are the backbone of any organization. Getting them right is crucial for the success and growth of a business. In today's fast-paced world, where agility...




## Unveiling the Intricacies of Writing Left Handed: Collected Essays by David Hare

Have you ever pondered over the unique perspective of left-handed individuals? The seemingly effortless strokes of their pens, embracing the uncharted territory of their...



## Unlock Your Career Potential with this Comprehensive Oral and Practical Exam Guide for Aviation Maintenance Technicians

Are you an aspiring aviation maintenance technician looking to advance your career? Do you want to ensure that you ace your oral and practical exams with flying colors? Look...




## Baby Mika Has Circus - The Spectacular Show for Little Ones!

Prepare yourself for a unique and mesmerizing experience as Baby Mika, the adorable and talented child singer, takes center stage with her very own circus show. Get ready to...



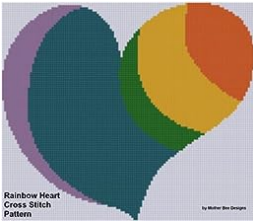
## The Astonishing Tale of Sir Gawain And The Green Knight: A Journey of Chivalry, Temptation, and Redemption

The 14th-century poem, Sir Gawain And The Green Knight, holds a special place in English literature, celebrated for its captivating plot, vivid imagery, and profound...



## **Berlitz Pocket Guide Crete Travel Guide Ebook - The Ultimate Companion for Exploring This Mediterranean Paradise**

When planning a trip to the enchanting island of Crete, one of the first things you'll need is an insightful travel guide that can help you make the...



## **Heart Rainbow Cross Stitch Pattern: A Vibrant and Joyful Project**

Are you someone who loves crafts and enjoys creating beautiful and meaningful pieces of art? If so, then you're in for a treat! In this article, we will explore the...



## **Your Siren Poems: A Captivating Journey into Tara Hill**

Deep within the enchanting landscapes of County Meath, Ireland, lies a hidden gem that has captured the hearts of poets for centuries - Tara Hill. This mystical haven,...