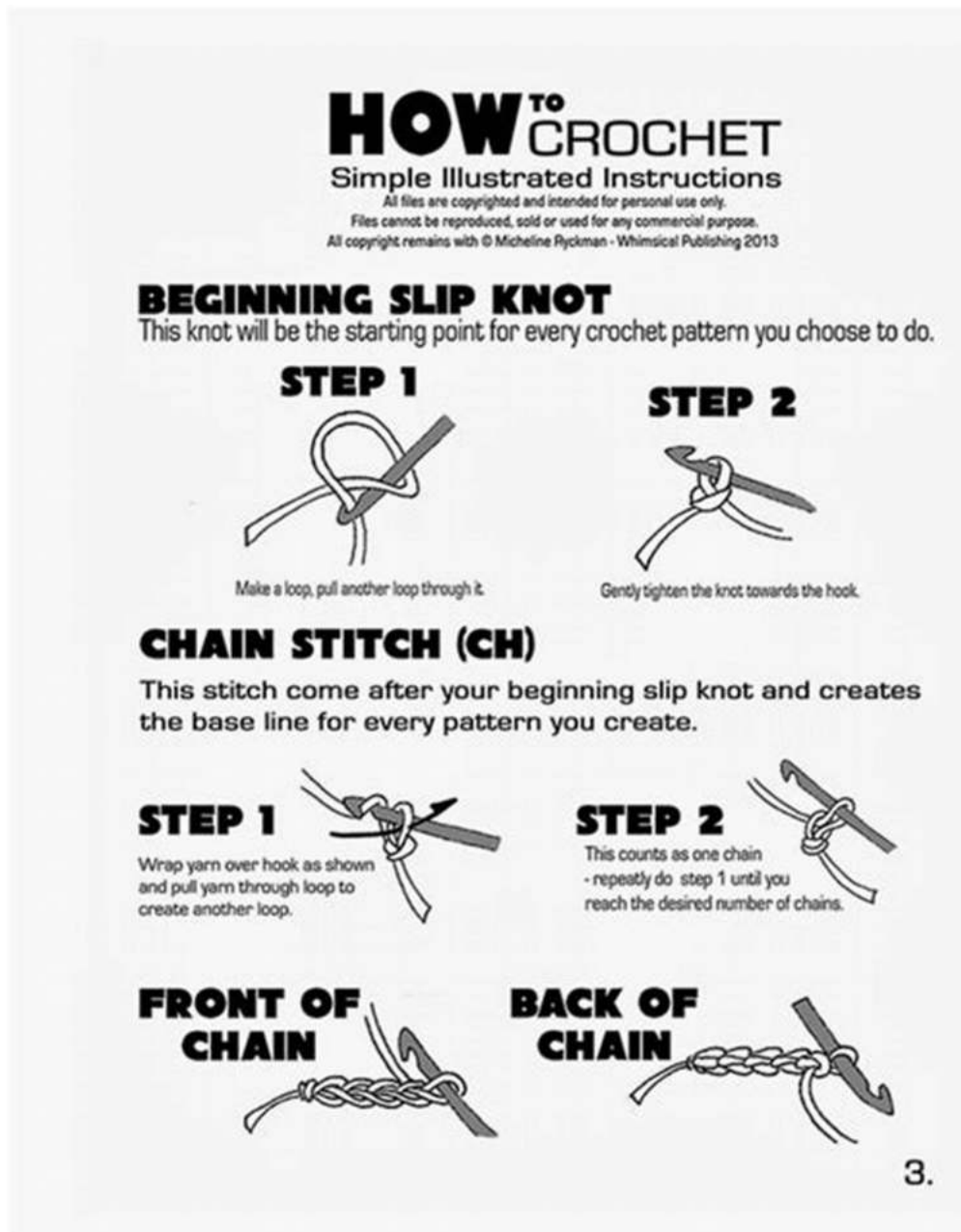



Learn To Crochet Hats - The Ultimate Beginners Guide



Are you tired of the same old winter hats that lack personality and style? Are you looking for a new hobby that allows you to express your creativity and make unique accessories for yourself and loved ones? Look no further – learning to crochet hats is the perfect solution!

Why Crochet Hats?

Crocheting hats is not only a fun and relaxing pastime but also a practical way to keep warm during the colder months. Additionally, crocheted hats make thoughtful handmade gifts that will be treasured by friends and family members.



Crocheting Amazing Hats: Learning to Crochet Warm and Cozy Hats for Your Family and Friends:

Learn to crochet hats by Jonathan Quijano (Kindle Edition)

★★★★★ 5 out of 5

Language	: English
File size	: 28203 KB
Text-to-Speech	: Enabled
Screen Reader	: Supported
Enhanced typesetting	: Enabled
Print length	: 90 pages
Lending	: Enabled
Paperback	: 284 pages
Item Weight	: 1.42 pounds
Dimensions	: 6.69 x 0.64 x 9.45 inches



The Basics of Crochet

Before you dive into the world of crocheting hats, it's essential to familiarize yourself with the basics of crochet. Don't worry if you're a complete beginner – this guide will take you through the process step by step.

1. Choosing Your Yarn: Yarn comes in various weights, textures, and colors. Select a yarn that you love and that matches the style you envision for your hat.

2. Crochet Hooks: You'll need a set of crochet hooks in different sizes to accommodate various yarn thicknesses. Start with a 5mm hook, which is suitable

for most basic hat patterns.

3. Learning the Stitches: The foundation of crochet lies in mastering a few essential stitches. Begin with the basic chain stitch, single crochet, double crochet, and half double crochet. These will form the building blocks of your hat.

4. Pattern Reading: Understanding crochet patterns is crucial for creating intricate hat designs. Learn how to decipher patterns and follow along with ease.

Starting with Simple Hat Patterns

Once you feel comfortable with the basic crochet stitches, it's time to dive into some simple hat patterns. These patterns are designed with beginners in mind, allowing you to practice your skills while creating stylish headwear.

1. The Classic Beanie: Start with a classic beanie pattern that uses basic stitches and shapes. This pattern is perfect for learning how to crochet in the round and shaping your hat to fit comfortably.

2. Ribbed Brim Hat: Expand your skills by attempting a hat with a ribbed brim. This style adds texture to your hat and requires a combination of single crochet and front post double crochet stitches.

3. Slouchy Hat: For a more relaxed and casual look, try your hand at crocheting a slouchy hat. This pattern introduces new stitch variations, such as the cluster stitch, to give your hat a unique appearance.

Advanced Techniques and Hat Designs

Once you've mastered the basics and created a few simple hats, it's time to explore advanced techniques and unleash your creativity. The world of crochet offers endless possibilities for designing one-of-a-kind hats.

1. Colorwork: Experiment with different color combinations and patterns to create visually stunning hats. Introduce techniques like tapestry crochet or fair isle crochet to add intricate designs to your projects.

2. Textured Stitches: Elevate your crochet skills by incorporating textured stitches into your hat designs. Explore techniques such as popcorn stitch, cable stitch, or bobble stitch to add depth and interest to your creations.


3. Embellishments: From pom-poms to flowers and buttons, embellishments can transform a simple hat into a fashion statement. Learn how to add finishing touches to your hats, allowing you to truly personalize each piece.

Share Your Creations and Connect with the Crochet Community

Learning to crochet hats is not just a solitary activity – it's an opportunity to connect with a vibrant and supportive community. Once you've completed a few hats, share your creations on social media platforms or join local crochet groups to exchange ideas and gain inspiration from fellow enthusiasts.

Remember, practice makes perfect! Keep honing your crochet skills, exploring new patterns, and challenging yourself to create unique hats that reflect your personal style.

Now that you have a comprehensive understanding of crocheting hats, it's time to grab your yarn and crochet hooks and start creating! Crocheting hats offers a rewarding and enjoyable experience, combining your love for crafting with the warmth and style of handmade accessories. Embrace the adventure of learning new stitches, experimenting with different patterns, and creating hats that are truly one-of-a-kind.



Crocheting Amazing Hats: Learning to Crochet Warm and Cozy Hats for Your Family and Friends: Learn to crochet hats

by Jonathan Quijano (Kindle Edition)

★★★★★ 5 out of 5

Language : English
File size : 28203 KB
Text-to-Speech : Enabled
Screen Reader : Supported
Enhanced typesetting : Enabled
Print length : 90 pages
Lending : Enabled
Paperback : 284 pages
Item Weight : 1.42 pounds
Dimensions : 6.69 x 0.64 x 9.45 inches

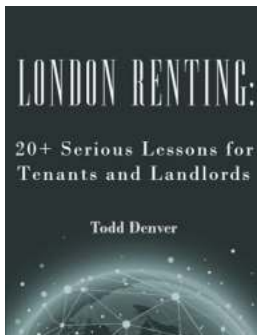


Maybe we're prejudiced because we love it so much, but we're the type of crocheters that will work with yarn all year, even when it's too hot to be comfortable with all that wool on our laps. We're also the type of crocheters that will crochet hats all year long, even if you only need to use them for a few months of the year. At the very least, we'll be ready and have plenty of warm alternatives when the chilly weather hits, right? But there's something about the holidays that really gets our crocheted hat fever going, especially if a design has a fun seasonal motif! Check out these awesome Christmas hats that will help you get into the festive spirit using just some wool and your crochet hook!




Unlock the Secrets of Very Good Marketing for Small Businesses and Skyrocket Your Success

In today's competitive business landscape, small businesses face numerous challenges when it comes to promoting their products or services. Limited budgets,...



London Renting: 20 Serious Lessons For Tenants And Landlords

Renting a property in London can be an overwhelming experience for both tenants and landlords. With the competitive market, high rental prices, and...




Learn To Crochet Hats - The Ultimate Beginners Guide

Are you tired of the same old winter hats that lack personality and style? Are you looking for a new hobby that allows you to express your creativity and make unique...



Ladybug Cross Stitch Pattern: A Delightful Mother Bee Designs Creation

When it comes to the world of cross stitch patterns, there is no shortage of incredible designs to choose from. One particular design that has been capturing...




Sea Of Infinity Mark Young - Exploring the Boundless Horizon

Prepare to step into a world of adventure and exploration as we embark on an incredible journey with Mark Young, the legendary sailor who has devoted his life to...



The Ultimate Guide: How To Close More Sales Calls By Recording Them

Closing sales calls successfully can often be a daunting task for many sales professionals. However, one powerful tool that can significantly enhance your sales closing...



What Are Kings When Regiment Is Gone But Perfect Shadows In Sunshine Day

When the bright sun illuminates the world, shadows dance, creating a magical play of light and darkness. In the realm of power, where kings hold sway,...



Discover the Charming World of "What Day" Short Stories by Southern Writers!

Are you ready for a journey into the captivating narratives of Southern writers? Dive into a collection of "What Day" short stories that encapsulate the essence of the...

