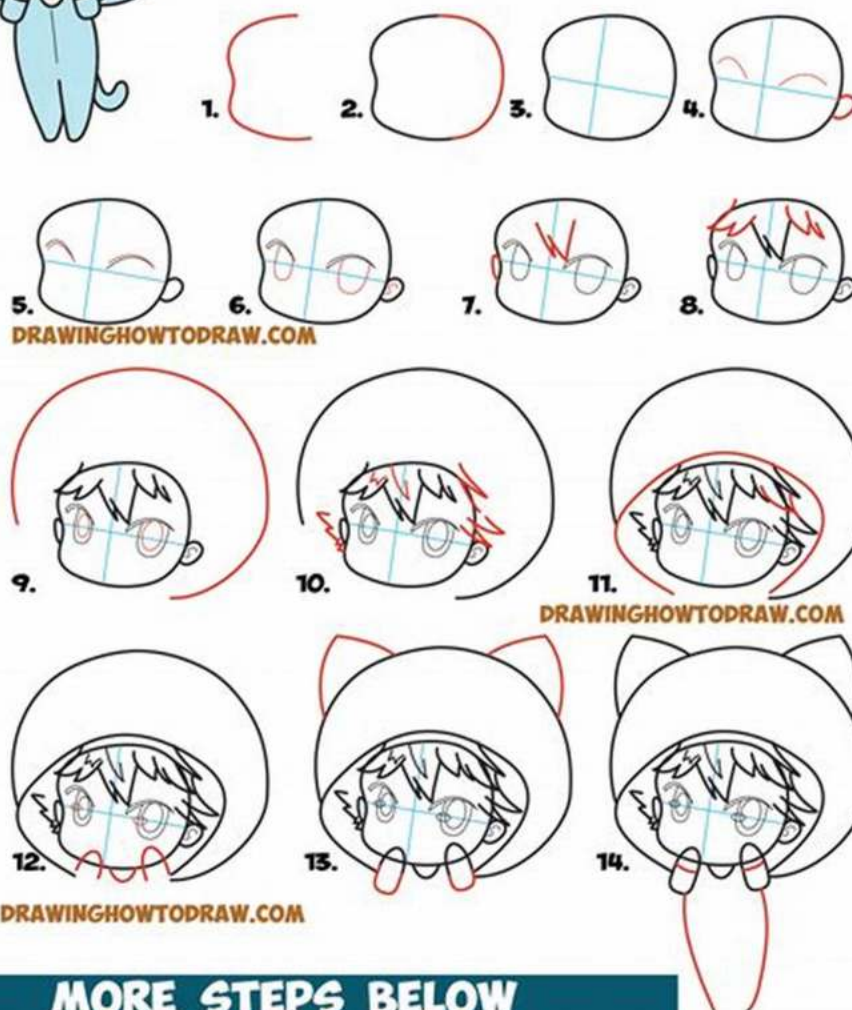


Learn How To Draw Chibi Cartoon Animals Better | Step By Step Drawing Techniques



HOW TO DRAW A CHIBI BOY WITH A CAT HOOD



Are you a fan of cute and adorable cartoon animals? Have you ever wondered how artists create those adorable chibi characters? If so, this article is perfect for you! Learn how to draw chibi cartoon animals better with step by step drawing techniques.

What is Chibi?

Chibi is a Japanese slang term that describes something short, small, or cute. In the world of animation and manga, it refers to a style where characters are drawn in a cute, exaggerated way with big heads, small bodies, and large expressive eyes. Chibi characters are popular among both children and adults, and learning to draw them can be a fun and rewarding experience.



How to Draw Animals - Fun2draw Lv. 2: Learn how to draw chibi cartoon animals better step by step drawing techniques and guide by Mei Yu (Kindle Edition)

★★★★☆ 4.5 out of 5

Language : English

File size : 7199 KB

Print length : 65 pages

Lending : Enabled

Screen Reader : Supported



Step By Step Drawing Techniques

Whether you are a beginner or an experienced artist, these step by step drawing techniques will help you improve your chibi cartoon animal skills.

1. Start with Basic Shapes

Begin by sketching the basic shapes of the chibi animal you want to draw. Use circles, ovals, and rounded rectangles to represent the head, body, and limbs. These shapes will serve as a guide for the proportions and overall structure of your character.

2. Add Facial Expressions

The eyes and mouth are crucial for capturing the cuteness of chibi characters. Experiment with different eye shapes and sizes to convey various emotions. For example, big, round eyes can make your character look innocent and adorable, while small, squinty eyes can give a mischievous or playful expression. Similarly, the shape and placement of the mouth can greatly impact the overall mood of your character.

3. Define the Features

Once you have the basic shapes and facial expressions in place, it's time to add more details to your chibi cartoon animal. Start by defining the ears, tail, and any other distinct features of your character. Give them unique characteristics and make sure they complement the overall cuteness of the design.

4. Play with Proportions

Chibi characters are known for their exaggerated proportions, so don't be afraid to have some fun with it. Make the head bigger in relation to the body, shorten the limbs, or enlarge the eyes. By playing with proportions, you can create a sense of whimsy and make your chibi cartoon animal even more adorable.

5. Add Color and Shading

Once you are satisfied with the pencil sketch, it's time to bring your chibi cartoon animal to life with color. Use colored pencils, markers, or digital tools to add vibrant hues. Consider the lighting and decide where the light source is coming from, so you can add appropriate shading to give your character depth and dimension.

Practice Makes Perfect

Remember, learning how to draw chibi cartoon animals better is a skill that requires practice and patience. The more you draw, the better you will become.

Don't be discouraged if your initial attempts don't turn out perfectly. Keep practicing, experimenting with different styles, and soon you will master the art of creating cute and lovable chibi characters.

Drawing chibi cartoon animals can be a delightful and enjoyable experience. With these step by step drawing techniques, you are now equipped to create your very own cute and cuddly characters. So grab your sketchbook and start drawing your favorite chibi animal today! Remember, the key is to have fun and let your imagination run wild.



How to Draw Animals - Fun2draw Lv. 2: Learn how to draw chibi cartoon animals better step by step drawing techniques and guide by Mei Yu (Kindle Edition)

★★★★☆ 4.5 out of 5

Language : English

File size : 7199 KB

Print length : 65 pages

Lending : Enabled

Screen Reader : Supported



DRAW BETTER IN MINUTES with this how to draw animal characters book: a complete course in how to draw cute stuff step by step - starting with simple shapes!

Learn how to draw kawaii cute animals and characters with this how to draw animals book! Draw animals from easy-to-learn shapes and simple lines to create all kinds of cute animal characters - a great how to draw animals book for adults, kids, animal lovers, and anyone who loves drawing cartoons, anime, and manga! With simple step-by-step illustrations, this Fun2draw book is a great resource to

learn how to draw kawaii cute animals for your cartoons, comics, art, anime, manga, and more! Then, follow along with the how to color and how to shade steps to make your drawings come alive. After, you'll learn coloring and shading tips to enhance your drawings.

This amazing how to draw animals eBook is like your own easily accessible art teacher AT HOME - learn how to draw step by step and practice drawing techniques at your own pace! Each of these step-by-step how-to sequences is color-coded for your convenience.


Learn from popular artist Mei Yu, the creator of Fun2draw, who also has over 1.5 million subscribers and 300 million views on YouTube.

Follow along on your mobile device, anytime, anywhere, using your own drawing paper at your own pace. Whether you like to doodle or sketch, this eBook offers valuable skills to gain and is great for aspiring artists! Be inspired - with this eBook, you can get ideas for your own animal characters. Then, share your art with your friends and online proudly!

If you like my art and style, this eBook will help you hone your skills to create your own cartoon, anime, and manga animal characters with quick and easy step-by-step instructions. With passion and practice, you will become a better artist!

Check out Mei's other eBooks on how to draw animals in simple steps, how to draw cartoons, how to draw anime, how to draw manga, how to draw kawaii animals, and more! Mei's eBooks are available for Kindle, iOS, and Android devices. For Android users, please download the Kindle app to access Mei's eBooks.

Happy drawing! :)




A Journey of Liberation and Legacy: Father Comes Home From The Wars Parts

Set in the backdrop of the American Civil War, "Father Comes Home From The Wars Parts" is a groundbreaking play written by Suzan-Lori Parks. With a captivating narrative and...




Learn How To Draw Chibi Cartoon Animals Better | Step By Step Drawing Techniques

Are you a fan of cute and adorable cartoon animals? Have you ever wondered how artists create those adorable chibi characters? If so, this article is...




Exploring the Current Knowledge and Challenges of National Bureau of Economic Research Studies

For decades, the National Bureau of Economic Research (NBER) has been at the forefront of economic research, providing valuable insights and analysis to help policymakers,...



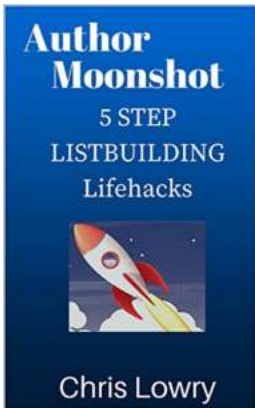
Prayers For The Stolen Jennifer Clement - An Eye-Opening Tale of Resilience and Hope

Prayers For The Stolen Jennifer Clement is a mesmerizing novel that confronts the harsh realities faced by women and children in war-torn regions of Mexico....



Pillowland Laura Wacha - Experience the Ultimate Dreamland of Comfort

Welcome to Pillowland Laura Wacha, where dreams are born, and relaxation knows no bounds! In this article, we will take you on an enchanting journey through the magical...




Easy To Follow Guide To Build Your Email List

Do you want to increase your customer base and boost your online business? Building an email list is a tried and tested strategy that can help you achieve these goals and...



The Silly Rhyme Game For Kids That Will Make Their Imagination Soar!

Are you looking for a fun and educational game to keep your kids entertained? Look no further! The Silly Rhyme Game is the perfect activity that will not only make your...



Strategies For Managing Disorganization And The People Who Cause It

In today's fast-paced and demanding world, managing disorganization has become an essential skill. Whether it's at work, home, or even within ourselves, disorganization can...

