

# Lace Crochet Motif Handkerchief Hem Fairy Tank Top Pattern: Adorn Yourself with Grace and Elegance!

Are you looking for a charming and graceful addition to your wardrobe? Look no further than the Lace Crochet Motif Handkerchief Hem Fairy Tank Top Pattern! This exquisite pattern combines the delicate artistry of lace crochet with a whimsical handkerchief hem design, resulting in a stunning and ethereal tank top that will make you feel like a fairy princess.

## What is the Lace Crochet Motif Handkerchief Hem Fairy Tank Top Pattern?

The Lace Crochet Motif Handkerchief Hem Fairy Tank Top Pattern is a crochet pattern that guides you step-by-step in creating a beautiful tank top with intricate lace motifs and a handkerchief hem. It is perfect for those who appreciate the art of crochet and want to showcase their creativity through a unique and striking garment.

## Why Choose the Lace Crochet Motif Handkerchief Hem Fairy Tank Top Pattern?

There are numerous reasons why the Lace Crochet Motif Handkerchief Hem Fairy Tank Top Pattern stands out among other crochet projects:

**Lace Crochet Motif Handkerchief Hem Fairy Tank Top Pattern: An art-deco inspired seamless crochet motif pattern by Kristen Stein**

by Kristen Stein (Kindle Edition)

★★★★☆ 4.8 out of 5

Language : English



File size : 11060 KB  
Text-to-Speech : Enabled  
Screen Reader : Supported  
Enhanced typesetting : Enabled  
Print length : 33 pages  
Lending : Enabled



1. **Unique Design:** The handkerchief hem adds an elegant and whimsical touch to the tank top, making it a standout piece in any setting. The lace crochet motifs add an intricate and delicate charm, creating a mesmerizing effect.
2. **Customizable Fit:** The pattern provides instructions to create the tank top in multiple sizes, ensuring a perfect fit for anyone. You can adjust the length and width according to your preference, allowing you to personalize the garment to suit your style.
3. **Versatility:** The Lace Crochet Motif Handkerchief Hem Fairy Tank Top can be dressed up or down, making it suitable for various occasions. Pair it with jeans for a casual yet chic look, or wear it with a skirt for a more formal event. The tank top is versatile and adaptable, giving you endless styling possibilities.
4. **Skill Enhancement:** If you are looking to expand your crochet skills, this pattern is an excellent choice. The lace crochet motifs require attention to detail and precision, allowing you to hone your technique and create a truly remarkable piece.

5. **Satisfaction and Pride:** Completing this ambitious project will fill you with tremendous satisfaction and pride. Seeing the result of your hard work and dedication is incredibly rewarding, and you will have a unique and beautiful tank top to wear with pride.

## **How to Get Started with the Lace Crochet Motif Handkerchief Hem Fairy Tank Top Pattern**

Now that you are enticed by the beauty and charm of the Lace Crochet Motif Handkerchief Hem Fairy Tank Top Pattern, it's time to get started! Here's a step-by-step guide to help you begin:

1. **Gather Your Materials:** You will need crochet hooks, yarn in your desired color, scissors, and a tapestry needle. Ensure you have the necessary supplies before diving into the project.
2. **Familiarize Yourself with the Pattern:** Read through the entire pattern to understand the techniques involved and any specific instructions. It's essential to have a clear idea of the project before you begin crocheting.
3. **Start Small:** If you're new to crochet or lace crochet motifs, it may be helpful to practice the motif pattern on a small swatch of fabric before beginning the tank top. This will allow you to get comfortable with the stitches and familiarize yourself with the pattern.
4. **Create the Motifs:** Follow the pattern instructions to create the lace crochet motifs. Take your time and pay attention to detail to ensure a neat and precise result.
5. **Join the Motifs:** Once you have made enough motifs according to your size requirements, follow the pattern instructions to join them together. This step is crucial as it brings the tank top design together.

6. **Add the Handkerchief Hem:** Complete the tank top by creating the handkerchief hem. This step adds a touch of whimsy and elegance to the overall design.
7. **Finish and Enjoy:** Weave in any loose ends and block the tank top to ensure it retains its shape. Once fully dried, try on your Lace Crochet Motif Handkerchief Hem Fairy Tank Top and revel in your creation!

The Lace Crochet Motif Handkerchief Hem Fairy Tank Top Pattern presents an exciting challenge for crochet enthusiasts and provides a garment that exudes grace and elegance. With its delicate lace motifs and whimsical handkerchief hem, this tank top will undoubtedly make you feel like a fairy princess. Embrace your creativity, hone your crochet skills, and showcase your personal style with this enchanting pattern. Get started today and adorn yourself with the Lace Crochet Motif Handkerchief Hem Fairy Tank Top!



## Lace Crochet Motif Handkerchief Hem Fairy Tank Top Pattern: An art-deco inspired seamless crochet motif pattern by Kristen Stein

by Kristen Stein (Kindle Edition)

★★★★☆ 4.8 out of 5

Language : English

File size : 11060 KB

Text-to-Speech : Enabled

Screen Reader : Supported

Enhanced typesetting : Enabled

Print length : 33 pages

Lending : Enabled




A modern granny square pattern for a handkerchief hem tank top by contemporary artist Kristen Stein. This fairy or pixie -hemmed lace crochet motif tank has a wonderful decorative bodice with flowy bottom edge. The lace motif design crochets quickly and with less than two skeins of yarn. It is designed as a 'one size fits most' pattern with suggestions on how to modify the piece for alternative sizes.



## Discover the Fascinating Adventures of The Time Machine Girls in Ancient History!

Step into the extraordinary world of The Time Machine Girls, a captivating series penned by renowned author Jane Smith, where ancient history comes to life...



## Eins Prosit! A Practical Guide To Oktoberfest

Oktoberfest - the world's largest beer festival and a key part of Bavarian heritage - is an event that attracts millions of visitors from across the globe every year. With...




## From Copy Strategy To Iconic Brands

When it comes to creating iconic brands, having a solid copy strategy is an essential first step. Copy plays a crucial role in shaping brand perception and...




## How To Manage Your First Project: A Comprehensive Guide

Managing your first project can be a daunting task. Whether it's a small personal venture or a major work assignment, taking charge and ensuring a successful outcome...



## Unveiling the Secrets: Monarch Butterflies' Care, Behavior, Diet, Interacting, Costs, and Health Care

Monarch butterflies are among nature's most mesmerizing creatures. With their vibrant orange wings and distinctive black veins, they have captivated the hearts of butterfly...




## Why The War Years 26 Fairmount Avenue

In 1940, during the peak of World War II, a young boy named Tomie DePaola moved with his family to a place that would forever be etched in his memory - 26 Fairmount...



## Horatio Hummingbird: No Such Thing As Regular Bird

When it comes to extraordinary avian species, one bird stands out from the rest – the magnificent Horatio Hummingbird. With its vibrant colors, stunning agility, and...



## Political Economy And Industrial Change From The Nineteenth Century To The

The nineteenth century witnessed significant transformations in both political economy and industrial change. This period marked a pivotal shift in the way...