

# Knit Lace Leaves For Baby - Create a Delicate and Charming Gift

Are you searching for a special and intricate knitting project to create a unique gift for a precious little one in your life? Look no further! Knitting lace leaves for a baby is a beautiful and delicate project that will not only showcase your craftsmanship but also bring joy to the parents and their adorable bundle of joy.

Knit lace patterns have always been a popular choice among knitters for their elegant and sophisticated look. Adding leaves to the mix creates a whimsical touch that perfectly complements the innocence and beauty of a baby. Whether you're an experienced knitter or a beginner with a passion for trying out new techniques, this project will surely captivate your interest.

## The Appeal of Knitting Lace Leaves

Lace knitting is an art form that involves creating open and delicate patterns using intricate stitches. The lightweight and breathable nature of the lace fabric make it ideal for baby garments. The addition of leaf motifs creates a touch of nature, reminiscent of a gentle breeze rustling through trees, or a soft bed of leaves on the ground.



## Knit Lace & Leaves for Baby

by Jeannine LaRoche (Kindle Edition)

★★★★☆ 4.4 out of 5

Language : English

File size : 5151 KB

Text-to-Speech : Enabled

Screen Reader : Supported

Enhanced typesetting : Enabled

Print length : 27 pages

Lending : Enabled



Knitting lace leaves for a baby allows you to explore different patterns, stitches, and color combinations. You can choose from various leaf designs to suit your personal style and the baby's personality. From simple and subtle leaves to bold and intricate ones, the possibilities are endless.

## **Finding the Perfect Pattern**

When it comes to knitting lace leaves for a baby, the pattern selection is crucial. Look for patterns that are specifically designed for baby garments and ensure they include clear instructions and diagrams. Online knitting communities and knitting magazines are excellent places to find a variety of patterns.

Consider the skill level required for each pattern and choose accordingly. If you're a beginner, it's recommended to start with simpler leaf designs before moving on to more intricate patterns. Take your time to understand the pattern, familiarize yourself with the stitches, and practice any new techniques before diving into the project.

## **Choosing the Right Yarn**

Choosing the right yarn for lace knitting is essential to achieve the desired delicate and airy effect. Opt for lightweight yarns made from natural fibers such as bamboo, silk, or cotton. These materials offer excellent drape and a gentle touch against the baby's delicate skin.

Consider the season in which the baby will be wearing the garment and select yarns suitable for the weather. For warmer months, choose breathable and lightweight yarns, while for colder seasons, opt for warmer and cozier options.

## **Getting Started**

Before starting your knitting project, make sure you have the necessary tools and materials ready. A set of knitting needles suitable for lace knitting, stitch markers, a yarn needle, and, of course, your chosen yarn are essential.

Read through the pattern carefully and make any necessary adjustments to match the baby's measurements. Swatch a small sample using the chosen yarn and needles to ensure that you achieve the correct gauge specified in the pattern.

Once you're ready, cast on with confidence and let your creativity flow. Witness each delicate stitch and leaf motif come to life as you progress through the pattern. Take breaks to admire your work and imagine the baby snuggled up in the lace leaf creation you're knitting.

## **Finishing Touches**

After completing the lace leaf pattern, it's time to put the finishing touches to your project. Follow the pattern instructions for blocking and care of the garment to ensure it retains its shape and durability. Weave in any loose ends, attach buttons or other closures if required, and give it a final inspection.

Once everything is complete, you'll be left with a stunning and one-of-a-kind baby garment that will be treasured by its recipient. Wrap it up with love and present it to the baby's parents, knowing that your hard work, patience, and creativity have contributed to something truly special.

Knitting lace leaves for a baby is a rewarding and captivating project that allows you to express your creativity, while also creating a cherished garment for a little one. The delicate and charming nature of lace leaf patterns adds a touch of elegance to any baby outfit.

So, gather your knitting supplies, choose a delightful lace leaf pattern, select the perfect yarn, and embark on this beautiful journey. Gift a precious baby with a handcrafted and heartfelt creation that will be treasured for years to come.



## Knit Lace & Leaves for Baby

by Jeannine LaRoche (Kindle Edition)

★★★★☆ 4.4 out of 5

Language : English  
File size : 5151 KB  
Text-to-Speech : Enabled  
Screen Reader : Supported  
Enhanced typesetting : Enabled  
Print length : 27 pages  
Lending : Enabled




Just imagine: You can knit these baby gifts without the need to mark the size on your pattern! No more double- and triple-checking to be certain you have the right number of stitches! That's because the finished size of these garments depends entirely on yarn weight (super fine, light, or medium) and needle size (3, 5, or 7). Create a soft and warm layette for Baby in your choice of premie, newborn, or 3-6 month sizes.

Designed by Jeannine LaRoche, the Leaf Pattern Set and Lace Pattern Set each include a sweater, cap, bonnet, and blanket.




## Knit Lace Leaves For Baby - Create a Delicate and Charming Gift

Are you searching for a special and intricate knitting project to create a unique gift for a precious little one in your life? Look no further! Knitting lace leaves for a...



## Behind The Olive Trees Little Blue Door: Exploring Its Enigmatic Charm

Have you ever wondered what lies behind a little blue door? Behind The Olive Trees, a hidden gem tucked away in a picturesque corner of town, welcomes you into a world of...



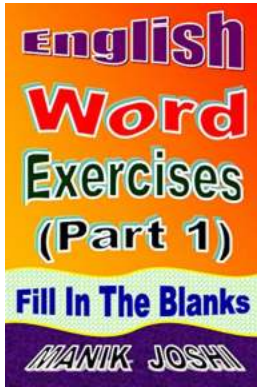
## Unlocking Value: The Power of Synergizing Value Engineering with Lean Six Sigma

Value engineering and Lean Six Sigma are powerful methodologies that have revolutionized the way businesses operate. Individually, they offer immense benefits...



## Weiner Dog Cross Stitch Pattern - The Perfect Project for Dog Lovers

Are you a dog lover who enjoys crafting? If so, we have the perfect project for you! Introducing the adorable weiner dog cross stitch pattern - a...



## Revolutionize Your English Learning with Fill In The Blanks English Worksheets

Learning English can be a daunting task, especially for non-native speakers. With its complex grammar rules, extensive vocabulary, and ever-changing idiomatic expressions,...




## The Tables Turned - An Intriguing Journey by Victoria Hinshaw

In partnership with The Literary Times Imagine a world where conventional norms and expectations are turned upside down, where the powerless become...



## Mohinder War Flashbacks Bali Rai - Understanding the Unforgettable Trails of a Hero

War has always been an echoing wound in the collective memory of humanity. Its harshest realities shape and transform individuals, leaving profound scars that...



## The Fascinating Patterns On The Farm You Need to Know - 21st Century Basic Skills Library

Have you ever wondered about the intricate patterns that exist on farms? Farms are not only places where crops are grown and animals are reared but also where...

knit lace and leaves for baby