

Knit Criss Cross Stitch In The Round - Unlock the Beauty of Interlocking Patterns

In the world of knitting, there are various techniques that allow artisans to create stunning patterns and textures. One such technique is the criss cross stitch, which adds a beautiful interlocking design to your projects. In this article, we will explore the art of knitting criss cross stitches in the round, providing you with an in-depth tutorial and inspiring project ideas. So grab your yarn and needles, and let's dive into the world of criss cross stitch!

Understanding the Criss Cross Stitch

The criss cross stitch, also known as the interlocking stitch, creates a unique pattern that resembles intertwining cables. Unlike traditional cables that require a cable needle and typically worked on a flat piece of fabric, criss cross stitches can be achieved in the round without the use of a cable needle. This makes them a great technique for projects such as hats, socks, and cowls.

To create the criss cross stitch, you'll need to have a basic understanding of knitting cables. If you're new to cables, don't worry! The criss cross stitch is relatively simple once you get the hang of it.



Some Tips For Knitting And Cross-Stitch: Full Instructions To Make Lovely Items For Your Home: Knit Criss Cross Stitch In The Round

by Allan Collins (Kindle Edition)

★★★★☆ 4.8 out of 5

Language : English

File size : 15622 KB

Text-to-Speech : Enabled

Screen Reader : Supported

Enhanced typesetting : Enabled
Print length : 437 pages
Lending : Enabled



Step-by-Step Tutorial: Knitting Criss Cross Stitches in the Round

Before we begin, make sure you have the following supplies:

- Yarn of your choice
- Knitting needles appropriate for your chosen yarn
- Stitch markers
- Tapestry needle

Once you have everything ready, follow these steps to knit criss cross stitches in the round:

1. Cast on the desired number of stitches for your project. Make sure the total number is divisible by the number of cables you plan to create.
2. Place stitch markers to indicate the beginning and end of each cable section.
3. Work a few rows in your preferred stitch pattern until you reach the first cable row.
4. Identify the first cable section by counting the stitches between the stitch markers.
5. Take the cable needle and slip the same number of stitches as your cable section onto the cable needle, holding it in front of your work.

6. Knit the same number of stitches from the left-hand needle.
7. Now, pick up the cable needle and knit the stitches from it.
8. Continue working in your preferred stitch pattern until you reach the next cable section.
9. Repeat steps 5 to 8 until you complete all cable sections.
10. Finish your project by working a few more rows in your preferred stitch pattern, then bind off.

Inspiring Criss Cross Stitch Projects

With the criss cross stitch technique mastered, it's time to explore some exciting project ideas. Here are a few suggestions to get your creative juices flowing:

1. Criss Cross Headband

This headband is perfect for keeping your ears warm in the winter while adding a stylish touch to your outfit. Choose a soft yarn in your favorite color and knit a narrow band with criss cross stitches. Add a decorative button for an extra flair.

2. Criss Cross Socks

Why settle for plain socks when you can have a pair with an intricate criss cross stitch pattern? Experiment with different yarn colors and create unique designs for yourself or as gifts for your loved ones.

3. Criss Cross Cowl

A cowl is a versatile accessory that can be worn in various ways. Knit a cozy cowl with the criss cross stitch to add warmth and visual interest to your outfits.

Consider using a luxurious yarn blend for added softness.

Knitting criss cross stitches in the round opens up a whole new world of possibilities for your projects. Whether you choose to create intricate cables or simpler designs, the interlocking pattern will surely impress. With practice, you'll become more comfortable with this technique and discover your unique style.

So, grab your knitting needles and embark on the journey of exploring the beauty of knit criss cross stitch in the round. Happy knitting!



Some Tips For Knitting And Cross-Stitch: Full Instructions To Make Lovely Items For Your Home: Knit Criss Cross Stitch In The Round

by Allan Collins (Kindle Edition)

★★★★☆ 4.8 out of 5

Language : English

File size : 15622 KB

Text-to-Speech : Enabled

Screen Reader : Supported

Enhanced typesetting : Enabled

Print length : 437 pages

Lending : Enabled

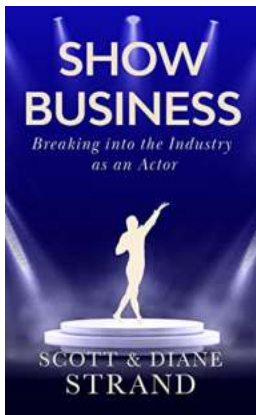


This book includes sewing machine tips, cross-stitch techniques,... If you like creating your own household items and objects, don't miss it.




Knit Criss Cross Stitch In The Round - Unlock the Beauty of Interlocking Patterns

In the world of knitting, there are various techniques that allow artisans to create stunning patterns and textures. One such technique is the criss cross stitch,...




Breaking Into The Industry As An Actor - A Guide to Success

Are you dreaming of a life in the spotlight, captivating audiences with your performances and receiving thunderous applause? Becoming a professional actor is a...



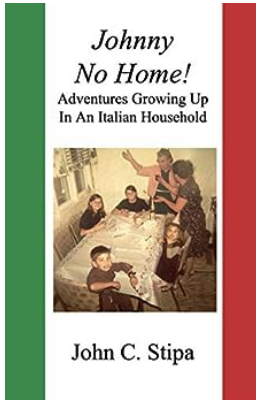
Amazing Afghans: Discover Our Best Afghan To Keep You Cozy All Year Long!

There's nothing quite like snuggling up in a soft and cozy afghan, especially when the weather starts to cool down. Afghans have been a beloved part of homes for centuries,...




Master the 11 Verbal Reasoning Quick Practice Tests Age 10-11 For The GL Assessment Tests

Are you looking for an effective way to prepare your child for the upcoming GL Assessment Tests? Look no further! Our comprehensive bundle of 11 Verbal Reasoning Quick...



Adventures Growing Up In An Italian Household

Italian households are known for their vibrant atmosphere, rich traditions, and mouthwatering cuisine. Growing up in an Italian household is an adventure filled...




Performing Chekhov: Unleashing the Magic of David Allen

The art of performing Anton Chekhov's works on stage requires exceptional talent and a deep understanding of human emotions. With his extraordinary ability to breathe...



The Magical Adventures That Open Up a World of Imagination

Children's books have always been a gateway to a world of imagination and discovery. They foster creativity and a love for reading from an early age, allowing kids to...



Nick And Nack Put On Puppet Show Highlights Puzzle Readers

When it comes to entertaining young audiences, few things capture their imagination like a captivating puppet show. With Nick and Nack leading the way,...

