


Indulge in The Sweetness of Spring with Our Irresistible Chocolate Bunny Cross Stitch Pattern




Spring is in the air, and what better way to celebrate the season than with a mouthwatering chocolate bunny cross stitch pattern? Whether you're a seasoned cross stitch enthusiast or just starting out, this delicious design is bound to satisfy

your creative cravings. Get your needles ready as we dive into the world of chocolate-inspired stitching!

Why Choose a Chocolate Bunny Cross Stitch Pattern?

There's something enchanting about the combination of chocolate and bunnies that brings joy to people of all ages. A chocolate bunny cross stitch pattern allows you to capture that magic and preserve it in a stunning piece of art. These adorable patterns make for a delightful addition to your home decor or a thoughtful gift for friends and family.



Chocolate Bunny Cross Stitch Pattern

by Mother Bee Designs (Kindle Edition)

★★★★★ 5 out of 5

Language : English

File size : 2047 KB

Text-to-Speech : Enabled

Screen Reader : Supported

Enhanced typesetting : Enabled

Print length : 48 pages

Lending : Enabled

Paperback : 54 pages

Item Weight : 4.6 ounces


Dimensions : 6 x 0.14 x 9 inches

X-Ray for textbooks : Enabled



Moreover, cross stitching is a beloved craft that provides numerous benefits. Not only does it engage your creativity and improve your focus, but it also offers moments of mindfulness and relaxation, providing an escape from the hustle and bustle of everyday life.

A Glimpse into Our Delectable Chocolate Bunny Cross Stitch Pattern



Our chocolate bunny cross stitch pattern is a mouthwatering masterpiece that captures the essence of Easter and the sweetness of spring. The design features a charming chocolate bunny surrounded by vibrant flowers, symbolizing the blooming of new beginnings. The intricate details and rich colors will bring your cross stitch creation to life, ensuring a stunning finished piece.

With our downloadable pattern, you have the flexibility to choose your preferred fabric and floss colors, allowing you to personalize your stitching project. Whether you decide on a traditional color scheme or opt for a more whimsical interpretation, this pattern offers endless possibilities for customization.

Tips and Tricks for Cross Stitching Success

Embarking on a cross stitching project can seem daunting, but fear not! Here are some tips and tricks to ensure your journey is as smooth as melting chocolate:

1. Gather All the Necessary Materials

Before diving into your chocolate bunny cross stitch pattern, make sure you have all the essential supplies. These include cross stitch fabric, embroidery floss, needles, embroidery hoops, and embroidery scissors. Having everything within reach will save you from unnecessary interruptions during your stitching session.

2. Start with a Small and Manageable Project

If you're new to cross stitching, it's best to begin with a small and manageable project like our chocolate bunny design. Once you've familiarized yourself with the basics and gained confidence, you can embark on more complex patterns.

3. Take Your Time and Enjoy the Process

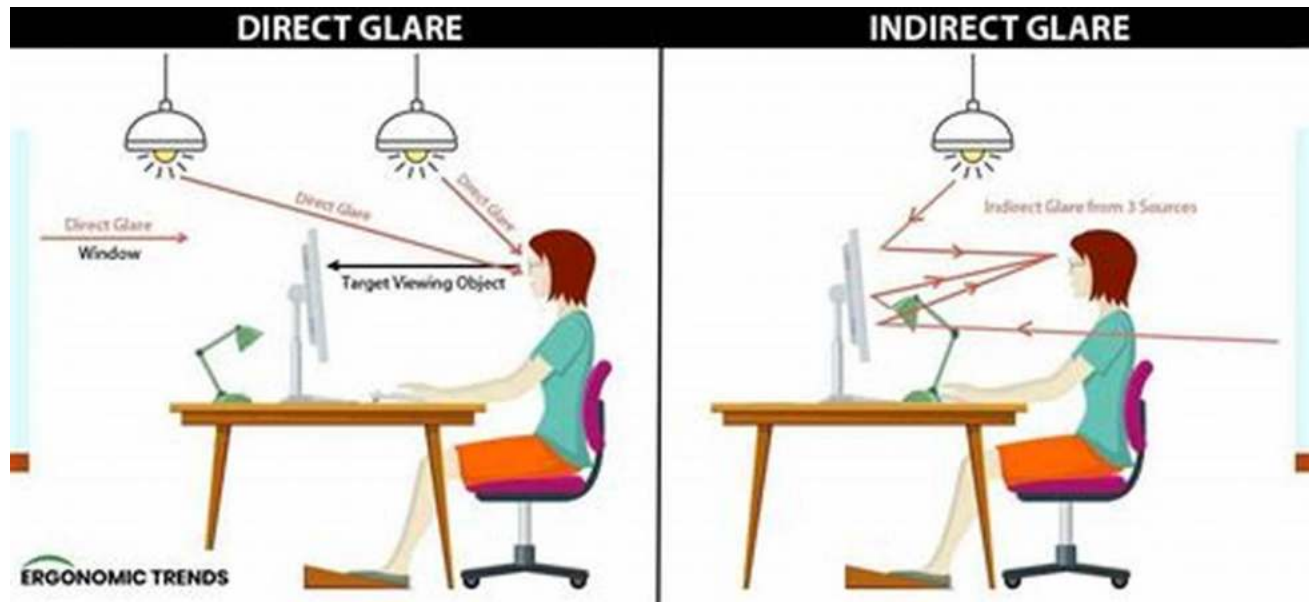
The beauty of cross stitching lies in the meditative and relaxing process. Take your time, stitch by stitch, and enjoy the journey. Allow yourself to immerse in the joy of creating a beautiful piece of art.

4. Count Twice, Stitch Once


Counting your stitches before making them is crucial to avoid mistakes. Double-checking ensures that your pattern emerges flawlessly and saves you from having to undo any unwanted stitches.

5. Practice Good Lighting and Ergonomics

Make sure you have adequate lighting and sit in a comfortable position while stitching. Straining your eyes or sitting in an uncomfortable posture for long periods can hinder your progress and affect the quality of your work.



Get ready to embark on a delightful stitching adventure with our irresistible chocolate bunny cross stitch pattern. With its charming design, customizable features, and the joy of cross stitching, this pattern is sure to satisfy your creative cravings and bring the sweetness of spring into your home. Dive into this indulgent project, savor each stitch, and watch as your masterpiece comes to life one chocolatey bunny at a time!



Chocolate Bunny Cross Stitch Pattern

by Mother Bee Designs (Kindle Edition)

★★★★★ 5 out of 5

Language : English

File size : 2047 KB

Text-to-Speech : Enabled

Screen Reader : Supported

Enhanced typesetting : Enabled

Print length : 48 pages


Lending : Enabled
Paperback : 54 pages
Item Weight : 4.6 ounces
Dimensions : 6 x 0.14 x 9 inches
X-Ray for textbooks : Enabled



Chocolate Bunny Cross Stitch Pattern


Size on 14 count roughly 5" X 5"

Includes Cross Stitch Tips




Indulge in The Sweetness of Spring with Our Irresistible Chocolate Bunny Cross Stitch Pattern

Spring is in the air, and what better way to celebrate the season than with a mouthwatering chocolate bunny cross stitch pattern? Whether you're a seasoned cross stitch...




Discover Your Purpose: Transform Your Mindset And Create Success Beyond Your

Have you ever wondered what your purpose in life is? Are you tired of feeling lost, unfulfilled, and uncertain about your future? It's time to take charge of...



This Magic Ring Will Transform Your Life - Dr. Sandeep Jatwa Reveals the Secrets!

Do you ever wish you could unlock the hidden potential within you? Are you tired of the same old routines and yearn for something greater in life? Look no...




Experience the Thrills of the Trouble Blows West Ginnie West Adventure!

Are you ready to embark on a breathtaking journey full of excitement, danger, and memorable experiences? Look no further than the Trouble Blows West Ginnie...




Jaguar XK 120 140 150: 1948 To 1961 Essential Buyer Guide Series

In the world of classic cars, few can match the timeless appeal and elegance of the Jaguar XK series, specifically the XK 120, XK 140, and XK...




The Handbook For Private Equity Growth Equity Interviews: Unlock Your Path to Success

Are you looking for a proven method to excel in private equity growth equity interviews? Look no further! The Handbook For Private Equity Growth Equity Interviews is here to...



The Exceptional Life Story Of Nonhelema Shawnee Indian Woman Chief

The history of Native American tribes is filled with remarkable stories of resilience, courage, and leadership. Among these tales, the life of Nonhelema stands...



The Papers of Thomas Jefferson - Unveiling the Mind of a Founding Father

The Papers of Thomas Jefferson offer a fascinating glimpse into the thoughts and actions of one of the most influential figures in American history. Thomas Jefferson, the...

[easter bunny cross stitch](#)

[easter bunny cross stitch patterns free](#)

[easter bunny cross stitch patterns](#)

[more chocolate bunnies cross stitch](#)