

# How to Create a Custom Motorcycle Shed That Will Make Your Bike the Star of the Show

Are you a passionate motorcycle enthusiast who wants to showcase your bike in a one-of-a-kind way? Building a custom motorcycle shed is a fantastic way to not only protect your beloved machine but also create a space where it can truly shine. In this article, we will dive into the world of motorcycle shed customization, providing you with tips, ideas, and inspiration to make your shed a bike lover's dream come true.

## 1. Choosing the Perfect Location

The first step in creating your custom motorcycle shed is finding the ideal location for it. Consider the size and dimensions of the shed, as well as the surrounding space. You want to ensure that the shed is easily accessible and provides enough room for your bike to be showcased.

Moreover, think about the visual appeal and functionality of the location. Is it close to your home or garage? Is it easily visible from the road? Is there enough lighting to highlight your motorcycle during nighttime? All of these factors play a significant role in creating an engaging display.



## Customizing Your Motorcycle: Shed-Built to Show

**Bike** by Dmitry Samarov (Kindle Edition)

★★★★★ 5 out of 5

Language : English

File size : 254675 KB

Text-to-Speech : Enabled

Enhanced typesetting : Enabled

Print length : 160 pages

Screen Reader : Supported



## 2. Designing the Shed

Once you have selected the location, it's time to design your custom motorcycle shed. You can opt for a pre-built shed or build it from scratch, depending on your preferences and budget. The key is to create a structure that not only offers protection but also complements the style and character of your bike.

Consider adding windows or skylights to allow natural light to flow into the shed. This will enhance the visibility of your motorcycle and create a bright, inviting atmosphere. Additionally, think about incorporating a ventilation system to prevent moisture buildup and keep your bike in optimal condition.

## 3. Showcasing Your Bike

Now it's time to focus on the star of the show - your motorcycle. There are several ways you can showcase your bike within the shed to make it truly stand out.

Invest in a high-quality display stand or mount to elevate your bike to eye level. This will not only create a visually striking presentation but also allow visitors to admire your motorcycle from all angles. Consider adding a spotlight or accent lighting to highlight specific features or details of your bike.

Displaying memorabilia, photographs, or trophies related to your motorcycle can also add a personal touch and enhance the overall aesthetic of the shed. Get creative and think of unique ways to tell the story of your bike within the space.

## 4. Adding Customization and Personalization

Customizing your shed to reflect your personal taste is an essential part of the process. Consider painting the walls in colors that match your bike or adding decals and graphics that showcase your bike's brand or unique style. You can also hang posters or artwork related to motorcycles to create a vibrant and immersive atmosphere.

Don't forget about comfort! Adding seating options, such as a comfortable chair or a small couch, can transform your shed into a cozy hangout spot for fellow motorcycle enthusiasts. Think about installing a sound system to play your favorite tunes while you admire your bike or share stories with friends.

## **5. Maintenance and Care**

Lastly, maintaining and caring for your custom motorcycle shed is essential to ensure its longevity and keep your bike in top condition. Regularly clean the shed, removing any dust or debris that might accumulate. Inspect the shed for any signs of damage or wear, and address them promptly to prevent further issues.

Additionally, ensure that your bike is properly maintained within the shed. Keep it clean, perform regular inspections, and consider using a motorcycle cover to protect it from dust and scratches. Proper care will not only extend the life of your bike but also showcase your commitment to its upkeep.

**In ,**

Creating a custom motorcycle shed is a labor of love that allows you to showcase your bike in a way that reflects your passion and style. By choosing the perfect location, designing the shed with attention to detail, showcasing your bike effectively, adding personal touches, and ensuring proper maintenance, you can create a space that will make your motorcycle the star of the show.

Remember, a well-designed and personalized motorcycle shed not only protects your bike from the elements but also becomes a focal point, giving your cherished machine the attention and admiration it deserves.



## Customizing Your Motorcycle: Shed-Built to Show Bike

by Dmitry Samarov (Kindle Edition)

★★★★★ 5 out of 5

Language : English  
File size : 254675 KB  
Text-to-Speech : Enabled  
Enhanced typesetting : Enabled  
Print length : 160 pages  
Screen Reader : Supported




Building a custom motorcycle has never been more popular, with even the major manufacturers keen to capitalize on the growing trend. A custom motorbike is the product of an owner using their own skills to produce an individual machine, and with the right tools and approach it is well within most people's means to take a standard machine, new or second-hand, and make it their personal statement. Providing clear and practical advice, this new book, Customizing Your Motorcycle - Shed-Built to Show Bike introduces the reader to the techniques and processes needed to customize any motorcycle. Eschewing the practice of using expensive off-the-shelf parts, it shows how the shrewd use of salvaged and alternative sources is not only economic but also results in a satisfyingly unique custom machine. Projects demonstrate how to make custom parts, while examples of how different custom bikes were built by the author show how they are designed and put together. The book covers: An to the main styles on which today's custom scene was founded; Choosing a suitable bike and how to make decisions when buying second-hand; Workshop setup and tools; Components of a bike and

custom parts; Basic improvements and the essential maintenance to make a safe and usable bike; Modifying frames and building seats, tanks and other components; Welding, cleaning and preparation for painting. Richly illustrated with 409 colour photographs.




## How to Create a Custom Motorcycle Shed That Will Make Your Bike the Star of the Show

Are you a passionate motorcycle enthusiast who wants to showcase your bike in a one-of-a-kind way? Building a custom motorcycle shed is a fantastic way to not only protect...




## Early Railways Guide For The Modeller: Unlocking the World of Historical Model Railways

In the world of model railways, few eras evoke more charm, nostalgia, and historical significance than the early railways of the 19th century. From the...



## Rev John Roach Straton: Social Dancing And Morality In 1920s New York City

In the roaring 1920s, New York City experienced a cultural revolution like no other. With jazz music, flapper style, and the prohibition era, the city became a...




## How Do We Live Together? Hawks Community Connections

Have you ever wondered how people from different backgrounds, races, and cultures manage to live together harmoniously in a community? In the bustling...




## Spirit Untamed The Movie Novel: A Wild Ride of Adventure and Friendship

Are you ready for an epic journey filled with courage, camaraderie, and the ultimate display of the unbreakable bond between humans and animals? The Spirit...




## The Fascinating Evolution of The Adirondack Resort: From Wilderness Retreats to Luxury Getaways

The Adirondack Mountains in upstate New York have long been a popular destination for nature enthusiasts and outdoor adventurers alike. Nestled amidst breathtaking scenery...



## Daisy Fay And The Miracle Man: Unveiling the Secrets Behind a Timeless Novel

When it comes to captivating tales that whisk readers away to a different time and place, few novels can compare to "Daisy Fay And The Miracle Man". From the...



## Pupil 4b Busy Ant Maths: Unlocking the Potential of Students!

Mathematics is essential for the success and development of students. It helps build problem-solving skills and critical thinking abilities that are applicable in various...