

How To Tap Maple - A Sweet Treat for Nature Lovers




Are you a nature enthusiast looking for a sweet adventure? Tapping maple trees might just be the perfect activity for you! Not only does it connect you with nature, but it also allows you to collect and create your very own maple syrup - a delectable treat loved by many. In this comprehensive guide, we will walk you through the art of tapping maple trees and producing your own liquid gold.

Preparing for Maple Tapping

Before embarking on your maple tapping endeavor, it is important to gather all the necessary equipment. You will need a few key items including a maple spile, a collection bucket or bag, drill and appropriate bits, hammer, drill bit stop collar,

and food-grade containers for storing the sap. Ensure that all the equipment is clean and sanitized to maintain the quality of the collected sap.



How to Tap a Maple! by Giant Rabbit (Kindle Edition)

★★★★☆ 4.8 out of 5

Language : English

File size : 37235 KB

Screen Reader : Supported

Print length : 32 pages

Lending : Enabled



Additionally, choose the right time for tapping. While the ideal period may vary depending on your geographic location, it generally starts in late winter or early spring when temperatures begin to fluctuate above and below freezing. This temperature variation helps create pressure within the tree, facilitating the flow of sap.



Locating Suitable Maple Trees

Identifying maple trees suitable for tapping is essential. While different species of maple can be tapped, the sugar maple is highly regarded for its sweet sap. Look for trees that are at least 12 inches in diameter and healthy. Avoid trees that show signs of diseases, infestations, or any other visible issues.

Make sure the trees are easily accessible, as you will need to visit them regularly to collect the sap. Also, consider the number of taps you plan to make and the available space to accommodate the buckets or bags for sap collection.

Tapping Technique

Now that you have your equipment and trees selected, it's time to get into the tapping process. Follow these steps:

1. Choose the spot on the tree for tapping. Look for a straight, healthy part of the trunk, roughly 2-3 feet from the ground. Avoid areas with scarring or damaged bark.
2. Prepare the drill by attaching the appropriate bit and drill bit stop collar. The collar will ensure you don't go too deep, preserving the tree's health.
3. Drill a hole approximately 2-2.5 inches deep at a slight upward angle. The diameter of the hole should match the size of your spile.
4. Carefully insert the spile into the hole, ensuring it fits snugly. You can tap it gently with a hammer to secure it further.
5. Attach your collection bucket or bag to the spile.
6. Step back and admire your work! The sap will start flowing from the tree into the collection container.

Collecting and Process Sap

Once you have your taps in place, it's time to collect the sap. Regularly check the collection buckets or bags to ensure they don't overflow, especially during peak sap flow. Sap collection is typically done daily but can be adjusted based on the rate of sap flow and the weather conditions.

Once you have collected sufficient sap, it's time to process it into delicious maple syrup. The process involves filtering the raw sap to remove impurities, then boiling it until the water content reduces and the sap transforms into syrup consistency.




Specific instructions on syrup production can vary based on personal preference, available equipment, and quantity of sap. It's essential to follow a reliable recipe or consult experts to ensure a successful outcome. Remember to use food-grade containers for storing the final product, allowing you to enjoy your homemade maple syrup for months to come.

Tapping maple trees and producing your very own maple syrup is a delightful and rewarding experience for nature lovers. Not only does it expose you to the wonders of nature, but it also offers a delicious treat to enjoy and share with loved

ones. Follow the steps outlined in this guide, and with practice, you'll become an expert maple tapper!

So, grab your equipment, find the perfect maple trees, and start tapping! The sweet reward of homemade maple syrup awaits.



How to Tap a Maple! by Giant Rabbit (Kindle Edition)

★ ★ ★ ★ ☆ 4.8 out of 5

Language : English

File size : 37235 KB

Screen Reader : Supported

Print length : 32 pages


Lending : Enabled



Luke and Layla's winter was starting to seem long till Grampy started whistling his maple sugar song...


Have you ever wondered how maple syrup is made and where it comes from? Join Luke and Layla on their next adventure as Grampy teaches them all about tapping maple trees! Includes visual leaf identification and glossary.

Come along to learn and play—It's sure to sweeten up your day!




How To Tap Maple - A Sweet Treat for Nature Lovers

Are you a nature enthusiast looking for a sweet adventure? Tapping maple trees might just be the perfect activity for you! Not only does it connect you...




Leaphorn and Chee Novel: Exploring the Epic World of Navajo Detectives

Navajo Tribal Police detectives, Lieutenant Joe Leaphorn, and Officer Jim Chee, take readers on an enthralling journey through the mystic landscapes and...



Mobility And Immobility In Practice: Transport And Society

In today's fast-paced world, mobility plays a significant role in shaping our lives and society as a whole. The ability to move freely and access various modes...



Volume One Terra Incognita - Unveiling the Secrets of Uncharted Territories

The time has come for adventurers around the world to gear up and embark on an extraordinary journey into the unknown with Volume One Terra Incognita. Packed with stunning...



Super Turbo Gets Caught - An Electrifying Journey through Dino Buzzati's World

Prepare to embark on a breathtaking adventure as we delve into the captivating world of Dino Buzzati's novel, Super Turbo Gets Caught. This enthralling tale is a perfect...



Night Sky With Exit Wounds - Exploring Ocean Vuong's Poetry Masterpiece

Have you ever come across a book that takes you on an emotional roller coaster, leaving you with a profound impact and a deeper understanding of the human...



The Ultimate Guide To Decluttering Your Home: Say Goodbye to Chaos and Hello to Serenity!

Are you tired of coming home to a messy, cluttered house? Do you dream of having a clean and organized living space where you can relax and enjoy your surroundings? If so,...



Discover Your Future: Unleash the Power of Fortune Telling Self Help

Are you ready to embark on a journey of self-discovery and unlock the secrets to your future? Fortune Telling Self Help is here to guide you towards a life filled with...

how to tap a keg

how to tap a maple tree

how to tap a hole

how to tap and die

how to tap a credit card

how to tap a maple tree for syrup

how to tap a phone line

how to tap and pay with iphone

how to tap a keg with co2

how to tap and pay