

How To Stop Your Amazon Subscription Or Free Trial Immediately: Simple Steps

Are you tired of paying for Amazon subscriptions or stuck in unwanted free trials? Look no further! In this comprehensive guide, we will provide you with simple steps to immediately stop your Amazon subscription or free trial. By following these steps, you can regain control over your finances and eliminate those recurring charges effortlessly.

Why Should You Stop Your Amazon Subscription or Free Trial?

Amazon offers an array of premium services and enticing free trials that attract millions of users worldwide. While these services might seem appealing, it's easy to lose track of the payments and end up with a costly subscription you no longer need or want. Whether you've finished using a free trial or no longer require a subscription, it's crucial to understand the process of canceling and avoiding unnecessary charges in the future.

Step-by-Step Guide to Cancel Your Amazon Subscription or Free Trial

Step 1: Log In to Your Amazon Account

The first step to stopping your Amazon subscription or free trial is logging in to your Amazon account. Open your preferred web browser and navigate to www.amazon.com. Click on the "Sign In" button at the top-right corner of the page, and enter your email address and password to access your account.

Cancel Kindle Unlimited: How to Stop your Amazon Kindle Subscription or Free Trial



Immediately - Simple 3 Step Guide - 2020

by Josh Tech (Kindle Edition)

★★★★☆ 4.2 out of 5

Language : English
File size : 1435 KB
Text-to-Speech : Enabled
Screen Reader : Supported
Enhanced typesetting : Enabled
Print length : 2 pages
Lending : Enabled



Step 2: Go to Your Account Settings

Once you have successfully logged in, hover over the "Account & Lists" button located at the top-right corner of the page. A drop-down menu will appear, and you should select "Your Account" from the options.

On the "Your Account" page, scroll down until you reach the "Digital content and devices" section. Here, click on the "Content and Devices" button to proceed.

Step 3: Manage Your Subscriptions

In the "Content and Devices" page, click on the "Preferences" tab located on the right side of the page. Under the "Preferences" tab, find the "Digital Subscriptions" section and click on the "Manage Subscription" button.

This will redirect you to a page where you can view and manage all your Amazon subscriptions.

Step 4: Cancel Your Subscription/Free Trial

In the "Your Memberships and Subscriptions" page, you will see a list of all your subscriptions. Locate the subscription or free trial you want to cancel and click on the "Actions" button next to it.

A drop-down menu will appear with various options. Click on "Cancel subscription" or "End Trial and Benefits" depending on your specific situation.

Confirm your decision when prompted, and you will receive a confirmation email indicating the cancellation of your subscription or free trial.

Step 5: Verify Your Subscription/Free Trial Status

To ensure that your subscription or trial has been successfully canceled, return to the "Your Memberships and Subscriptions" page. Check if the subscription you canceled is no longer listed. You should also verify with your bank or card issuer to ensure that no further charges are incurred.

Preventing Unexpected Charges in the Future

To avoid any future unwanted subscriptions or free trials, it's important to stay vigilant and review your Amazon account regularly. Here are a few tips and precautions:

- **Set reminders:** Mark your calendar or set up reminders on your phone to notify you a few days before a free trial period ends. This will give you ample time to cancel it if you decide not to continue with the subscription.
- **Monitor your bank statements:** Keep an eye on your bank statements to identify any unwanted charges or subscriptions that you may have missed.
- **Remove payment methods:** If you've completed a purchase or canceled a subscription, remove the associated payment methods from your Amazon account to prevent unintentional charges in the future.

- Read terms and conditions: Before signing up for any Amazon subscription or free trial, make sure you thoroughly read the terms and conditions. Pay attention to the billing details, cancellation policy, and refund policy.

By following these simple steps and taking necessary precautions, you can regain control over your finances and avoid unnecessary charges.

In

Stopping your Amazon subscription or free trial doesn't have to be a daunting task. By logging into your Amazon account, navigating to your account settings, and managing your subscriptions, you can easily cancel any unwanted services. Additionally, staying vigilant and taking necessary precautions will help you prevent future unexpected charges.

So, take charge today and follow these simple steps to stop your Amazon subscription or free trial immediately. Regain control over your finances and spend your money on things that truly matter!



Cancel Kindle Unlimited: How to Stop your Amazon Kindle Subscription or Free Trial Immediately - Simple 3 Step Guide - 2020

by Josh Tech (Kindle Edition)

★★★★☆ 4.2 out of 5


Language : English
File size : 1435 KB
Text-to-Speech : Enabled
Screen Reader : Supported
Enhanced typesetting : Enabled
Print length : 2 pages
Lending : Enabled



Do you want to end you Kindle Unlimited subscription?

if you finally want to end and manage your subscription, then this book is for you

End your membership in a few seconds now!



Ginger Cat Photography: Capturing High-Quality Ginger Cat Photos

Are you a fan of ginger cats? Do their vibrant coats and playful personalities captivate your heart? If so, you've come to the right place! Ginger Cat...



How To Stop Your Amazon Subscription Or Free Trial Immediately: Simple Steps

Are you tired of paying for Amazon subscriptions or stuck in unwanted free trials? Look no further! In this comprehensive guide, we will provide you with simple steps to...




The Three Kingdoms: A Tale of Power, Intrigue, and Heroism - Mohamed Elgendy

They say that history is written by the victors, and nowhere is this more evident than in the tale of The Three Kingdoms. This epic saga, set in ancient China during the...




The Little Known Secrets of the London Underground

London's underground transport system, known as the London Underground or simply the Tube, is an iconic part of the city's infrastructure. Every day,...



Mouse Overboard Geronimo Stilton 62 Geronimo Stilton: A Riveting Adventure on the High Seas!

Are you ready for a thrilling voyage on the high seas? Join Geronimo Stilton, renowned journalist and fearless adventurer, as he embarks on another exciting expedition in his...



How Money Impacts Schools: The Insights from Craig Wood

In today's world, the education system is under constant scrutiny due to the increasing demands and expectations placed on schools to deliver high-quality...



John Dies At The End: Unraveling the Mystery Behind this Captivating Novel

Do you enjoy thrilling reads that leave you on the edge of your seat, eager to uncover each twist and turn? Look no further than "John Dies At The End" – a gripping...



The Best Guide To Care For Your Golden Thread Turtle And All You Need To Know

Golden Thread Turtles are fascinating pets that require specific care to thrive in captivity. With their unique appearance and behavior, these turtles make excellent...