

How To Mount Your 1942 1945 1946 Or 1947 Ford Half Ton Truck Sheet Metal On An

Are you a proud owner of a classic 1942-1947 Ford Half Ton Truck? Restoring such a vintage beauty is a labor of love, and one of the most crucial aspects of the restoration process is mounting the sheet metal. In this comprehensive guide, we will walk you through the step-by-step instructions on how to mount the sheet metal on your 1942-1947 Ford Half Ton Truck, ensuring a perfect fit and preserving the truck's authenticity.

Step 1: Gather the Necessary Tools and Materials

Before you begin, make sure you have all the required tools and materials handy. Here's a checklist to help you get started:

- Socket set
- Wrenches
- Screwdrivers
- Body filler
- Primer
- Sandpaper (various grits)
- Paint and clear coat

Once you have everything in place, let's move on to the next step.

How to mount your 1942, 1945, 1946 or 1947 Ford Half Ton Truck sheet metal on an S-10 that has



been modified using the Affordable Products frame conversion kit.

by Dancing Dolphin Patterns (Kindle Edition)

★★★★★ 5 out of 5

Language : English

File size : 2383 KB

Text-to-Speech : Enabled

Enhanced typesetting : Enabled

Print length : 51 pages

Screen Reader : Supported



Step 2: Prepare the Truck

Before mounting the sheet metal, it is essential to prepare your truck properly. Start by removing the old and damaged sheet metal, making sure to retain any salvageable parts for reference or restoration purposes. Thoroughly clean the truck's frame and ensure it is free from rust and debris. This step is crucial to ensure a clean and solid base for the new sheet metal.

Step 3: Test Fit the Sheet Metal

Once the truck is prepared, it's time to test fit the sheet metal. Place each piece on the truck's frame to ensure they align correctly and make any necessary adjustments. This process may require some trial and error, but be patient and take your time to achieve the perfect fit.

Step 4: Mount the Sheet Metal

Now that you have successfully test fitted the sheet metal, it's time to mount it onto the truck's frame. Secure each piece using the appropriate screws, bolts, or

clamps. Double-check the alignment and tighten the fasteners to ensure a secure fit.

Step 5: Prepare for Finishing

With the sheet metal mounted, it's time to prepare for finishing touches. Fill any gaps or imperfections with body filler, ensuring a smooth and seamless appearance. Once dry, sand the filled areas to blend them with the surrounding sheet metal. Finally, apply a coat of primer to protect the metal from corrosion and ensure adhesion for the final paint coat.

Step 6: Paint and Clear Coat

Now comes the exciting part: painting your 1942-1947 Ford Half Ton Truck! Choose a color and finish that complements the truck's original aesthetics, or a custom design that reflects your personal style. Apply the paint using even strokes and allow it to dry completely. Finish off with a clear coat for added protection and a glossy finish.

Step 7: Enjoy your Restored Beauty

Congratulations! You have successfully mounted the sheet metal on your 1942-1947 Ford Half Ton Truck. Take a step back and admire your hard work. Your vintage beauty is now restored to its former glory. Drive with pride and enjoy the attention your truck attracts wherever it goes.

Remember, restoring a classic vehicle is a journey that requires patience, care, and attention to detail. By following these step-by-step instructions and utilizing your passion, you can bring your 1942-1947 Ford Half Ton Truck back to life, showcasing its timeless charm on the roads.

Mounting sheet metal on your 1942-1947 Ford Half Ton Truck is an essential part of the restoration process. By ensuring the proper fit and taking the necessary steps to prepare for finishing, you can preserve the authenticity of your vintage truck. With the right tools, materials, and a little bit of patience, you can transform your classic vehicle into a stunning masterpiece that turns heads wherever it goes.



How to mount your 1942, 1945, 1946 or 1947 Ford Half Ton Truck sheet metal on an S-10 that has been modified using the Affordable Products frame conversion kit.

by Dancing Dolphin Patterns (Kindle Edition)

★★★★★ 5 out of 5

Language : English

File size : 2383 KB

Text-to-Speech : Enabled


Enhanced typesetting : Enabled

Print length : 51 pages

Screen Reader : Supported



Information on how to mount your cab on an S-10 suspension using the Affordable Products S-10 conversion kit. Instructions are clear, include measurements and photos on how to perform the task.



The Magic of Ordinary Days: Unveiling the Enchantment Hidden Within Our Daily Lives

Life is a collection of moments, and it is human nature to seek enchantment in both the extraordinary and the ordinary. While we often find ourselves yearning for...



Jack And The Cornstalk: Exploring the Fairy Tale Trail

Once upon a time in a small village, there lived a young lad called Jack who embarked on an extraordinary adventure through a magical world of giants and...



Asphalt Dirt Life On Two Wheels - Exploring the Thrills of Motorcycle Adventures

Riding a motorcycle is an exhilarating experience that brings an unparalleled sense of freedom. Whether you're cruising down the open road or tackling rugged terrains,...




Summer Joon Sydney Arrison: A Captivating Journey through the Scenic Beauty of Sydney

Imagine walking through the vibrant streets of Sydney while feeling the warm rays of the summer sun on your skin. Picture yourself exploring iconic landmarks...



Sukku And Jikku Speed Multiplication With 11 Fun With Numbers

Do you struggle with multiplication? Are you looking for a fun and effective way to improve your math skills? Look no further because Sukku and Jikku's Speed Multiplication...




Unlock the Secrets of Vietnamese Language with Tuttle Compact Vietnamese Dictionary: A Must-Have Resource for Language Enthusiasts!

Have you ever been fascinated by the beauty and intricacies of the Vietnamese language? With its unique tonal system and rich cultural heritage, Vietnamese is a language that...



Poor To London On Business Class - Experience Luxury like Never Before!

Are you tired of the cramped economy class and limited legroom during long flights? Dreaming of experiencing the ultimate luxury in air travel? Well, we have the perfect...



Garibaldi Command 14 Ron Field - A Nation's Heroic Tale

The Legacy of Garibaldi Command 14 Ron Field The Garibaldi Command 14 Ron Field holds great historical significance in the annals of military...