

How To Make Lovely Stuffs For Your Children With This

Are you looking for fun and creative ways to make lovely stuffs for your children? Look no further! In this article, we will explore a variety of DIY projects that you can easily make using common materials found right in your home. Whether you want to create beautiful accessories, fun toys, or adorable plushies, we have got you covered. So, let's get started!

DIY Hair Accessories with Ribbons and Buttons

One of the simplest and most delightful things you can make for your child is a set of adorable hair accessories. All you need are some colorful ribbons, buttons, hair clips, and a hot glue gun. This project is super easy and allows you to let your creativity flow.

Start by cutting the ribbons into desired lengths. You can experiment with different patterns and colors. Once you have the ribbon ready, fold it into loops and secure it with a few drops of glue. Then, attach the ribbon to the hair clip using the hot glue gun. To add an extra touch of cuteness, decorate the bows with buttons or small felt shapes.



Baby Item Crochet Guides: How to Make Lovely Stuffs for Your Children with This Book

by Jordan Taylor (Kindle Edition)

★★★★☆ 4.5 out of 5

Language : English

File size : 38194 KB

Text-to-Speech : Enabled

Screen Reader : Supported

Enhanced typesetting : Enabled

Print length : 107 pages
Lending : Enabled



Your little ones will be thrilled to wear these homemade hair accessories, and you can make a variety of them to match their outfits or moods.

DIY Interactive Sensory Toys

If you want to engage your child's senses and encourage their development, making interactive sensory toys is a fantastic idea. One of the simplest examples is a sensory bottle. To make one, you will need an empty plastic bottle, water, glitter, and small trinkets such as buttons or beads.

Fill the bottle with water and add the glitter along with the small trinkets. You can also add food coloring for an extra touch of color. Once everything is inside the bottle, secure the cap tightly. Your child can shake the bottle and watch as the glitter swirls around, creating a mesmerizing effect.

Additionally, you can create sensory bags by filling resealable plastic bags with different materials such as colorful pom poms, rice, or dried beans. These bags provide a safe and mess-free way for your child to explore different textures and sounds.

DIY Plushies and Soft Toys

Nothing says "I love you" better than a cuddly plushie or soft toy homemade with love. Making your own plushies is not as complicated as it may seem. With some basic sewing skills and creativity, you can craft adorable companions for your little ones.

Start by sketching the design of your plushie on a piece of paper and choose the fabric that best matches your idea. Cut the fabric pieces using your sketch as a guide, leaving a small seam allowance. Sew the pieces together, leaving a small opening to stuff it with polyester filling or cotton balls. Finally, close the opening using hand-stitching or a sewing machine.

You can make plushies of various animals, shapes, and sizes. Personalize them by adding felt details for eyes, nose, and mouth. Your child will cherish these adorable soft toys as they are a true reflection of your love and effort.

DIY Customized T-shirts with Fabric Paint

If you're feeling artsy, why not create customized t-shirts for your children? With fabric paint and stencils, you can easily transform plain t-shirts into unique wearable art.

Start by choosing a design or creating your own stencils. Place the stencil on the t-shirt and secure it with painter's tape. Then, using fabric paint, carefully fill in the design. Let it dry completely, and then remove the stencil. Voila! Your child now has a one-of-a-kind t-shirt that they will be proud to wear.

This activity is not only fun, but it also allows you and your child to bond over art and creativity. You can even involve them in the design process and let their imagination run wild.

DIY Cardboard Playhouses

Every child dreams of having their own special place to play and let their imagination soar. With just a few cardboard boxes and some art supplies, you can create a magical playhouse for your little one.

Start by collecting large cardboard boxes and cutting out doors and windows. Use non-toxic paints or markers to decorate the exterior of the playhouse. Let your child's imagination guide the theme and design, whether it's a cozy cottage, a spaceship, or a castle.

Inside the playhouse, you can add pillows, blankets, and even fairy lights to make it extra cozy and inviting. Your child will spend hours playing in their newly created hideaway, making wonderful memories in the process.

In

As a parent, seeing the joy on your child's face is priceless. By engaging in these DIY projects, you not only create lovely stuffs for your children, but you also foster their creativity, imagination, and emotional development. The best part is that you don't need to be an expert to make these crafts – all you need is a little time, some basic materials, and a whole lot of love.

So, unleash your inner artist, gather your materials, and get ready to embark on a wonderful journey of creating lovely stuffs for your children. The memories you make during these DIY projects will last a lifetime, and your children will forever appreciate the effort and love you put into making their world a little more magical.



Baby Item Crochet Guides: How to Make Lovely Stuffs for Your Children with This Book

by Jordan Taylor (Kindle Edition)

★★★★☆ 4.5 out of 5

Language : English

File size : 38194 KB

Text-to-Speech : Enabled

Screen Reader : Supported

Enhanced typesetting : Enabled

Print length : 107 pages

Lending

: Enabled



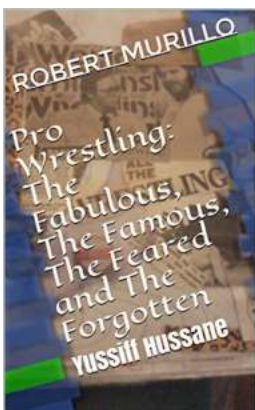
Create something extra special for the baby, toddler or child in your life with this book of better-than-boutique patterns. Find the same gorgeous textures and stylish designs that made her first book, Crochet Style, a hit with makers everywhere, this time for little ones of all ages. .

This versatile collection for intermediate crocheters is one you'll keep returning to for meaningful gifts. Jennifer guides you through every step, providing tips, tricks and pointers for a perfect finished product without the guesswork. Each pattern combines sumptuous textures and delicate details with dependable construction for gorgeous, high-quality designs you won't find anywhere else.



How To Make Lovely Stuffs For Your Children With This

Are you looking for fun and creative ways to make lovely stuffs for your children? Look no further! In this article, we will explore a variety of DIY projects that you can...




The Fabulous The Famous The Feared And The Forgotten: Unveiling the Legends of History

History is filled with fascinating tales of remarkable individuals who have left an indelible mark on the world. Some were celebrated for their accomplishments, while others...




Grow On Instagram With Instagram Guides Simple Execution Methods Online

Instagram has become one of the most popular social media platforms with over a billion users worldwide. It offers individuals, businesses, and influencers a unique...



Saturdays And Teacakes: A Heartwarming Tale of Love, Loss, and Homemade Delights

Have you ever come across a book that instantly transports you to your childhood, immersing you in a world of innocent bliss and bittersweet memories? Lester Laminack's...



The Long Journey To Software Valuation: Unraveling the True Worth of Technological Innovation

Software has become an indispensable part of our lives, transforming the way we work, communicate, and access information. From daily utilities to complex business...




Fair Women: The Histories Of Material Culture And Collecting 1700-1950

Throughout history, women have played a significant role in preserving and collecting material culture. From antiquities to fine art, their dedication...



Indianapolis Interactive Restaurant Guide: Explore the Culinary Gems of the City!

Welcome to the Indianapolis Interactive Restaurant Guide - your ultimate companion to explore the culinary delights of the city! Whether you are a foodie, a traveler, or a...



Berlitz Pocket Guide New Zealand Travel Guide Ebook: The Ultimate Companion for Exploring the Land of the Long White Cloud

Are you dreaming of exploring the stunning landscapes, vibrant cities, and rich culture of New Zealand? Look no further than the Berlitz Pocket Guide New Zealand Travel...