

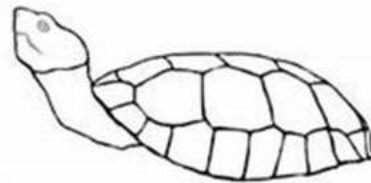
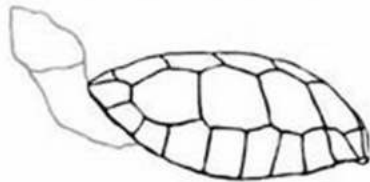
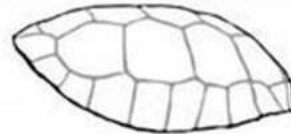


How To Draw a Tortoise In Six Easy Steps

Desert Tortoise

They are 9 - 15 inches long and can weigh 8 - 15 pounds. They have flat front legs made for digging and a brown shell (carapace). They can pull their head and legs in toward the shell for protection (retraction).




©Sheri Amsel

www.exploringnature.org

Do you have a passion for drawing? Are you interested in learning how to draw animals? Look no further! In this comprehensive guide, we will teach you how to draw a tortoise in just six easy steps. Whether you're a beginner or an experienced artist, this tutorial will provide you with the necessary skills to create a realistic tortoise drawing.

Step 1: Outline the Shell

The first step in drawing a tortoise is to outline its shell. Start by drawing a large oval shape for the shell's body. Then, add smaller ovals on top to represent the plates on the tortoise's shell. Make sure to leave enough space between each plate for a realistic effect.



How To Draw A Tortoise In Six Easy Steps

by Tanya L. Provines (Kindle Edition)

★★★★★ 5 out of 5

Language : English

File size : 375 KB

Text-to-Speech : Enabled

Screen Reader : Supported

Enhanced typesetting : Enabled

Word Wise : Enabled

Print length : 9 pages

Lending : Enabled



Step 2: Draw the Head and Legs

Next, it's time to focus on the tortoise's head and legs. Draw a smaller oval shape at the front of the shell to indicate the head. Then, add a pair of front legs and hind legs to complete the outline of the tortoise's body. Tortoises have stubby legs, so make sure to capture their shape accurately.

Step 3: Add Details to the Shell

Now that you have the basic outline, it's time to add details to the shell. Tortoises have patterns on their shells, which vary from species to species. Use curved lines to create these patterns, adding a sense of texture and dimension to your

drawing. Take your time with this step to ensure an intricate and realistic depiction of the tortoise's shell.

Step 4: Refine the Face and Feet

After completing the shell, shift your focus to the tortoise's face and feet. Add eyes, nostrils, and a mouth to bring the tortoise to life. For the feet, draw small curves to represent the claws at the end of each leg.

Step 5: Enhance the Details


Now that the basic elements of the tortoise are in place, it's time to enhance the details. Add fine lines and shading to the shell to give it depth. Pay attention to the textures and subtle curves found on the tortoise's body. This step will elevate your drawing to the next level, making it look more realistic and impactful.

Step 6: Erase Guidelines and Add Color

For the final step, erase any remaining guidelines that you used for the initial outline. Then, it's time to bring your tortoise to life with color. Tortoises come in various shades, ranging from dark brown to lighter greenish hues. Use colored pencils or paints to meticulously fill in the different areas of your drawing, adding depth and dimension. Take time to blend the colors and ensure a smooth transition.

With these six easy steps, you can create a realistic drawing of a tortoise. Remember, practice makes perfect, so don't get discouraged if your first attempt isn't flawless. Keep trying, and soon you'll be able to master the art of drawing these fascinating creatures. So grab your art supplies, find a quiet space, and let your imagination roam free as you create your own amazing tortoise drawing!

Happy Drawing!



How To Draw A Tortoise In Six Easy Steps

by Tanya L. Provines (Kindle Edition)

★★★★★ 5 out of 5

Language : English
File size : 375 KB
Text-to-Speech : Enabled
Screen Reader : Supported
Enhanced typesetting : Enabled
Word Wise : Enabled
Print length : 9 pages
Lending : Enabled




Step-by-step instructions for drawing a tortoise, intended for children and adults who are able to draw lines and shapes and read at a fourth grade level or higher. This can be used for classroom instruction or independent drawing. Drawing can be done using pencil, or any computer drawing software. This method of drawing is a fun way to exercise the right brain. The right brain is responsible for facial recognition, expressing emotions, intuition, spatial awareness, creativity, and other critical functions.



98 Opportunities To Improve Management In Government

Government management plays a crucial role in the effective functioning of any nation. From ensuring efficient service delivery to fostering economic growth, management...




How Money Impacts Schools: The Insights from Craig Wood

In today's world, the education system is under constant scrutiny due to the increasing demands and expectations placed on schools to deliver high-quality...



Want To Learn How To Crochet Just Like Grandma - The Ultimate Guide

Are you inspired by the beautiful crochet creations made by your grandmother and want to learn how to crochet just like her? You are not alone!...



Discover the Unforgettable Memories of Missionary Life in Bolivia, South America through the Eyes of an MK

Have you ever wondered what it's like to grow up as a missionary kid (MK) in a foreign country? Imagine the adventures, challenges, and unique experiences that come with...



Breaking Language Barriers: Worldwide Language Service Infrastructure

Language is a powerful tool that allows us to communicate and connect with the world around us. However, with over 7,000 languages spoken worldwide, language barriers can...




The Captivating Journey of Stone Cold Mortal: A Supernatural Novel Set in Tennessee, England

Are you ready to embark on a thrilling adventure through the supernatural realms of Tennessee, England? Look no further than the mesmerizing novel, "Stone Cold Mortal."...



Unleashing the Secrets: Innovative Strategies And Practices For Leadership Development That Will Propel You Towards Success

Are you ready to take your leadership skills to new heights? Are you tired of struggling to motivate and inspire your team? Look no further! In this article, we will reveal...



Horse Diaries 10: Darcy - A Majestic Journey

In the world of literature and storytelling, few genres captivate readers' hearts as effortlessly as animal narratives. Stories that unravel through the eyes of animals...

how to draw a face

how to draw a cat

how to draw a rose

how to draw a nose

how to draw a body

how to draw a tree

how to draw a dog

how to draw a dragon

how to draw a star