

How To Build Mini Farm: A Comprehensive Guide for Beginners

Are you dreaming of having your own mini farm, where you can grow your own fresh fruits and vegetables, raise chickens for eggs, or even keep a few goats or pigs? Building a mini farm might sound like a daunting task, but with the right guidance and knowledge, it can become a fulfilling and rewarding project. In this article, we will take you through all the steps and essentials you need to know to build your own mini farm from scratch.

1. Choosing the Right Location

The first and foremost step in building a mini farm is to select the perfect location. Look for a plot of land that receives a good amount of sunlight throughout the day, has access to a water source, and is easily accessible for transportation. Additionally, consider the local zoning regulations and ensure that you are allowed to keep livestock and engage in farming activities on the chosen land.

2. Designing Your Mini Farm


Before you start building anything, it's crucial to have a well-thought-out design for your mini farm. Take into consideration the space available, the type of crops or animals you plan to cultivate, and the resources you have at hand. Sketch out a plan that includes separate areas for growing crops, raising animals, storage, and a workspace for maintenance.

Mini farm construction guide: How to build a mini farm?: How to build a small farm?

by Alfred Bekker (Kindle Edition)

★★★★★ 5 out of 5

Language : English



File size	: 33498 KB
Text-to-Speech	: Enabled
Screen Reader	: Supported
Enhanced typesetting	: Enabled
Print length	: 78 pages
Lending	: Enabled



3. Preparing the Land

Once you have your design in place, it's time to prepare the land for farming. Clear any unwanted vegetation, rocks, or debris, and level the ground if necessary. You may also need to amend the soil by adding organic matter and nutrients to ensure optimal plant growth. This is also the right time to set up any necessary fencing to keep out unwanted intruders.

4. Constructing Raised Beds or Greenhouses

One popular method for growing crops in a mini farm is through raised beds or greenhouses. Raised beds help improve drainage, prevent soil compaction, and make it easier for you to access and maintain your plants. Alternatively, greenhouses provide a controlled environment, protecting your crops from extreme weather conditions and pests. Choose the method that suits your needs and construct the beds or greenhouses accordingly.

5. Cultivating Crops

Now comes the exciting part – planting and cultivating crops on your mini farm. Consider the climate and growing season in your region when choosing what to plant. Start by preparing the soil, sowing the seeds or planting seedlings, and

providing them with adequate water and sunlight. Regularly monitor the plants for any signs of pests or diseases and take appropriate measures to prevent or treat them.

6. Raising Livestock

If you wish to include livestock in your mini farm, start by building suitable shelters for them. Construct coops for chickens, pigsties for pigs, or enclosures for goats, depending on the type of animals you plan to raise. Ensure that you provide them with enough space, shelter, clean water, and nutrient-rich feed. Regularly check on the animals' health and keep their living areas clean and hygienic.

7. Watering and Irrigation Systems

Proper water management is crucial for the success of your mini farm. Depending on the size of your operation, you can choose between different watering and irrigation systems. Consider installing a drip irrigation system for efficient water delivery to your crops or setting up automatic watering systems for your livestock. Regularly monitor and maintain these systems to ensure they are functioning optimally.

8. Implementing Organic Practices

If you aim to have a sustainable and eco-friendly mini farm, it's important to implement organic practices. Avoid the use of chemical pesticides and fertilizers and opt for organic alternatives instead. Use natural methods to control pests, such as companion planting or introducing beneficial insects. Additionally, consider composting organic waste to enrich the soil and reduce waste.

9. Harvesting and Maintenance

As your crops grow and mature, it's time to reap the fruits of your labor. Follow the specific harvesting techniques for each crop to ensure you get the best quality

produce. Regular maintenance is also crucial to the success of your mini farm. Keep an eye out for any signs of disease or nutrient deficiencies, regularly weed your beds, and clean and maintain your animal shelters.

10. Expanding and Diversifying


After successfully building and managing your mini farm, you may want to expand and diversify your operations. Consider adding new crops or experimenting with new livestock. Explore different farming practices such as aquaponics or beekeeping. Continuously educate yourself and stay up-to-date with the latest developments in farming techniques to make your mini farm a thriving and sustainable venture.

In

Building your own mini farm is an exciting journey that requires careful planning, dedication, and hard work. By following the steps outlined in this guide, you can create a mini farm that meets your needs and brings you closer to a sustainable lifestyle. Remember to always prioritize the health and welfare of your plants and animals, and enjoy the rewarding experience of being a hands-on farmer in your own backyard.



Tags: mini farm, build mini farm, how to build mini farm, mini farm for beginners, building a mini farm, starting a mini farm



Mini farm construction guide: How to build a mini farm?: How to build a small farm?

by Alfred Bekker (Kindle Edition)

★★★★★ 5 out of 5

Language : English

File size : 33498 KB

Text-to-Speech : Enabled

Screen Reader : Supported

Enhanced typesetting : Enabled

Print length : 78 pages

Lending : Enabled




Start a mini farm on a quarter acre or less, provide 85 percent of the food for a family of four and earn an income.

Mini Farming describes a holistic approach to small-area farming that will show you how to produce 85 percent of an average family's food on just a quarter acre —and earn \$10,000 in cash annually while spending less than half the time that an ordinary job would require. Even if you have never been a farmer or a gardener, this book covers everything you need to know to get started: buying and saving seeds, starting seedlings, establishing raised beds, soil fertility practices, composting and much more.




Unveiling the Hidden Gems of Literature: Proceed To Check Out Phoenix Poets

Are you ready to embark on a mesmerizing journey through the world of poetry? Look no further! In this article, we will explore the captivating realm of Phoenix Poets, a...



How To Build Mini Farm: A Comprehensive Guide for Beginners

Are you dreaming of having your own mini farm, where you can grow your own fresh fruits and vegetables, raise chickens for eggs, or even keep a few goats or pigs? Building a...




The Unlucky Lottery Winners Of Classroom 13: A Bizarre Twist of Fate!

Imagine winning the lottery and having all your dreams come true, only to discover that you've fallen into a web of misfortune and chaos. Such is the unbelievable fate of the...



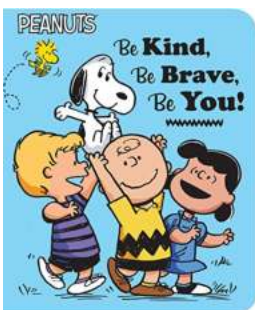
Astroball Free All Astrokids - Embark on an Epic Adventure into Outer Space!

Are you ready for an exhilarating journey into the vast realm of outer space? Strap on your astronaut helmet, because Astroball Free All Astrokids is here to take you on an...



The Cabala And The Woman Of Andros: Unveiling a Captivating Narrative

The Cabala and The Woman of Andros is a literary masterpiece that transcends the boundaries of time, immersing readers in a world of mystery, love, and contemplation. In...




Why "Be Kind, Be Brave, Be You" is the Motto We All Need - Exploring the Timeless Wisdom of Peanuts

For over seven decades, Peanuts has captured the hearts of millions around the world with its endearing characters and relatable stories. Created by Charles M. Schulz, this...



Embark on a Captivating Photographic Journal of a Road Trip Around Europe Germany Switzerland

Join us as we embark on a breathtaking road trip across two picturesque European countries - Germany and Switzerland. Through this photographic journal, you'll...



Take Back Our Roads: How To Survive On Our Streets and Highways

In today's fast-paced society, navigating the streets and highways has become increasingly challenging and dangerous. With distracted drivers, aggressive behavior,...